

Treasurer's Report

February 2024

Percent of Year Elapsed: 25%

Fund	Fiscal Year Beginning Balance	1/24 Beginning Balance	2/24 Inflows	YTD Inflows	2/24 Outflows	YTD Outflows	2/24 End Balance
100 General Fund	\$61,442,014.81	\$56,209,606.78	\$40,511,685.88	\$137,739,327.83	(\$43,312,091.99)	(\$145,772,141.97)	\$53,409,200.67
201 Ill Municipal Retirement Fund	4,236,444.00	4,354,320.68	570,686.94	1,556,240.62	(943,636.12)	(\$1,811,313.12)	3,981,371.50
202 Social Security Fund	273,945.38	(107,219.89)	1,296,069.95	2,760,174.40	(924,519.58)	(\$2,769,789.30)	264,330.48
203 Liability Insurance Fund	846,357.91	(470,288.81)	163,550.41	650,114.43	(163,915.89)	(\$1,967,126.63)	(470,654.29)
204 Lease Resolution	0.00	0.00	0.00	0.00	0.00	\$0.00	0.00
205 Highway Fund	4,447,801.18	3,081,479.37	20,972.11	208,135.59	(904,203.10)	(\$2,457,688.39)	2,198,248.38
206 Matching Fund	2,643,078.05	1,802,014.84	7,459.22	40,579.01	(51,027.17)	(\$925,210.17)	1,758,446.89
207 County Bridge Fund	2,276,753.65	2,036,749.50	8,451.65	43,413.78	(94,246.61)	(\$369,212.89)	1,950,954.54
208 Veterans Asst Commission Fund (208)	45,658.46	(77,098.80)	0.00	0.00	(59,221.03)	(\$181,978.29)	(136,319.83)
209 Senior Services	2,315,212.87	2,037,157.02	77,581.65	89,901.24	(54,317.38)	(\$344,692.82)	2,060,421.29
210 TB Care & Treatment Fund	0.00	0.00	0.00	0.00	0.00	\$0.00	0.00
211 Mental Health (708) Board	7,780,518.71	6,152,450.78	87,915.49	180,108.63	(929,755.56)	(\$2,650,016.63)	5,310,610.71
220 Opioid Settlement Fund	555,898.00	516,802.03	2,126.32	7,150.27	(44,119.92)	(\$88,239.84)	474,808.43
221 American Rescue Plan Fund	41,700,191.56	40,014,729.03	11,551.59	195,069.02	(2,141,218.67)	(\$4,010,198.63)	37,885,061.95
222 Joint Training Facility/Firing Range	14,528.79	2,492.43	66,965.26	67,066.95	(9,802.76)	(\$21,940.81)	59,654.93
230 County Clerk Automation Fund	150,468.32	151,898.68	2,761.97	7,867.33	(3,675.00)	(\$7,350.00)	150,985.65
231 County Clerk Registry Automation Fund	0.00	0.00	0.00	0.00	0.00	\$0.00	0.00
232 Co Recorder Automation Fund	371,004.74	374,322.75	29,845.64	88,019.47	(4,993.11)	(\$59,848.93)	399,175.28
233 Co Treasurers Automation Fund	757,936.89	738,786.85	3,219.03	14,814.21	(6,711.28)	(\$37,456.50)	735,294.60
234 Geographic Info Systems	826,103.04	873,999.55	111,183.96	322,820.02	(91,858.23)	(\$255,597.78)	893,325.28
260 RTA Sales Tax - County Portion	33,508,926.31	34,195,278.57	1,352,191.88	4,281,186.96	(742,561.89)	(\$2,985,204.71)	34,804,908.56
261 Motor Fuel Tax Fund	27,491,722.97	29,066,121.70	699,364.78	2,457,418.83	(47,006.23)	(\$230,661.55)	29,718,480.25
262 Co Option Motor Fuel Tax Fund	7,973,381.62	8,007,126.00	420,747.93	1,306,333.26	(668,228.26)	(\$1,520,069.21)	7,759,645.67
263 McDot RTA Sales Tax Project Fund	(0.10)	(0.10)	0.00	0.00	0.00	\$0.00	(0.10)
290 Comm Develop Block Grant Fund	2,762,259.77	2,433,295.33	542,392.12	1,376,731.14	(663,494.01)	(\$1,826,797.47)	2,312,193.44
291 Ill Criminal Justice Auth Fund	59,248.36	60,010.41	282.78	1,044.83	(73,885.00)	(\$73,885.00)	(13,591.81)
292 McHenry Co Workforce Network	102,627.37	93,691.78	143,325.95	421,667.78	(170,807.23)	(\$458,084.65)	66,210.50
300 Treas Passport Services Fund	255,427.90	250,573.14	7,828.43	21,321.16	(7,899.64)	(\$26,247.13)	250,501.93
301 Expedited Permit Fund (301)	737.50	737.50	0.00	0.00	0.00	\$0.00	737.50
302 Revolving Loan Fund	1,172,242.19	1,112,652.52	4,716.59	15,153.92	(61.64)	(\$70,088.64)	1,117,307.47

Treasurer's Report

February 2024

Percent of Year Elapsed: 25%

Fund	Fiscal Year Beginning Balance	1/24 Beginning Balance	2/24 Inflows	YTD Inflows	2/24 Outflows	YTD Outflows	2/24 End Balance
303 Coroner's Fund	47,417.93	177,606.47	11,608.71	151,587.19	(39,914.00)	(\$49,703.94)	149,301.18
350 DUI Conviction Fund (350)	293,975.28	302,481.28	4,294.50	12,800.50	(15,966.50)	(\$15,966.50)	290,809.28
360 Inmate Welfare Fund	2,684,476.54	2,554,353.69	35,206.80	121,744.09	(822,949.96)	(\$1,039,610.10)	1,766,610.53
370 Maint/Child Support Collection	96,139.13	105,933.72	4,855.53	14,650.12	0.00	\$0.00	110,789.25
371 Circuit Court Doc Storage Fund	1,509,317.75	1,595,164.70	59,472.56	186,919.98	(7,810.18)	(\$49,410.65)	1,646,827.08
372 Circuit Court Automation Fund	1,397,051.25	1,511,246.29	65,171.27	211,512.84	(49,096.53)	(\$81,243.06)	1,527,321.03
373 Circuit Court Clerk Oper & Admin Fund	403,608.68	428,315.59	15,144.56	47,586.83	(2,104.37)	(\$9,839.73)	441,355.78
374 Circuit Clerk Electronic Citation Fund	533,630.42	417,881.94	17,163.84	55,165.36	0.00	(\$153,750.00)	435,045.78
375 Law Library Fund	184,519.44	192,726.14	16,445.96	50,545.11	(10,812.58)	(\$36,705.03)	198,359.52
376 Special Courts Fund (376)	56,233.63	(32,237.15)	38,312.51	179,754.07	(65,537.12)	(\$295,449.46)	(59,461.76)
377 Probation Service Fee Fund	914,370.25	953,878.05	31,835.04	115,366.35	(18,066.31)	(\$62,089.82)	967,646.78
378 EMDT Fund	(28.04)	(28.04)	0.00	0.00	0.00	\$0.00	(28.04)
379 State's Attorney Records Automation Fund	65,005.55	66,568.62	761.38	2,324.45	0.00	\$0.00	67,330.00
380 Public Defender Records Auto	15,049.77	15,744.77	313.10	1,008.10	0.00	\$0.00	16,057.87
390 Veterans Asst Comm Bus Fund	26,329.55	27,172.82	1,919.13	2,762.40	0.00	\$0.00	29,091.95
391 Animal Shelter Fund	47,690.99	49,911.82	254.94	2,475.77	(758.91)	(\$758.91)	49,407.85
392 Health Scholarship Fund	6,741.88	6,802.10	28.38	88.60	0.00	\$0.00	6,830.48
393 Dental Care Clinic Fund	0.00	0.00	0.00	0.00	0.00	\$0.00	0.00
400 Capital Project Fund	1,339,277.89	1,318,433.92	807,686.70	819,594.77	(5,431.97)	(\$38,184.01)	2,120,688.65
502 Series 2007A Debt Certificates (502)	0.00	0.00	0.00	0.00	0.00	\$0.00	0.00
504 Series 2008 Debt Certificates (504)	0.00	0.00	0.00	0.00	0.00	\$0.00	0.00
505 Series 2010A Debt Certificates (505)	0.00	0.00	0.00	0.00	0.00	\$0.00	0.00
506 Series 2010B Debt Certf(Recovery Zone) (!	0.00	0.00	0.00	0.00	0.00	\$0.00	0.00
507 Series 2012 B Debt Certificates (507)	0.00	0.00	0.00	0.00	0.00	\$0.00	0.00
508 Series 2015 Debt Certificates (508)	0.00	0.00	0.00	0.00	0.00	\$0.00	0.00
701 Working Cash I Fund	358,415.14	361,113.20	1,506.44	4,704.50	0.00	(\$500.00)	362,619.64
702 Working Cash II Fund	507,351.84	511,078.24	2,132.05	6,658.45	0.00	(\$800.00)	513,210.29
800 Valley Hi	25,773,933.07	24,566,761.83	903,648.84	2,821,497.23	(1,545,638.19)	(\$4,670,657.82)	23,924,772.48
801 Emerg Telephone Systems Board	15,395,838.72	12,105,352.80	450,857.86	972,173.17	(140,120.83)	(\$3,951,922.06)	12,416,089.83
850 Employee Benefit Fund	2,237,877.16	1,941,364.33	679,506.71	4,179,733.25	(1,831,889.10)	(\$5,628,628.47)	788,981.94

Treasurer's Report

February 2024

Percent of Year Elapsed: 25%

Fund	Fiscal Year Beginning Balance	1/24 Beginning Balance	2/24 Inflows	YTD Inflows	2/24 Outflows	YTD Outflows	2/24 End Balance
901 Advance Tax Deposits Agency Fd	0.00	592,832.12	421.84	593,253.96	0.00	\$0.00	593,253.96
902 Condemnation Fund	2,499,813.23	4,371,735.55	2,758,691.08	6,937,081.80	(2,049,255.81)	(\$4,355,724.21)	5,081,170.82
903 Deposits by Court Order	623,452.03	619,676.45	2,585.08	8,085.41	0.00	(\$9,275.91)	622,261.53
904 Federal Forfeiture Asset Fund	0.00	0.00	0.00	0.00	0.00	\$0.00	0.00
905 Forfeited Tax Agency Fund	11,335.35	13,092.85	1,850.00	3,607.50	0.00	\$0.00	14,942.85
906 Greenwood Drainage District	6,110.91	6,165.49	25.72	80.30	0.00	\$0.00	6,191.21
907 Hebron Drainage District	1,174.45	1,184.94	4.94	15.43	(750.00)	(\$750.00)	439.88
908 Interest Earned on RE Taxes	835.44	4,418.64	498.68	4,081.88	0.00	\$0.00	4,917.32
909 Juvenile Drug Abuse Fund (909)	6,754.44	6,113.08	871.36	2,184.93	0.00	(\$1,954.93)	6,984.44
910 Kishwaukee Drainage District	3,107.99	3,135.75	13.08	40.84	0.00	\$0.00	3,148.83
911 Mobile Home Privilege Tax (911)	0.00	0.00	0.00	0.00	0.00	\$0.00	0.00
912 Narcotics Asset Forfeiture	50,993.63	112,664.40	1,530.07	66,400.84	(1,600.00)	(\$4,800.00)	112,594.47
914 Tax Sale If Escrow Agency Fund (914)	187,817.84	189,495.36	790.51	2,468.03	0.00	\$0.00	190,285.87
915 Unclaimed Property Agency Fund	406,916.62	258,789.41	1,085.27	3,454.52	0.00	(\$150,496.46)	259,874.68
931 Highway Agency Fund	2,933,819.64	3,007,226.24	144,741.27	489,717.76	(115,327.08)	(\$386,896.97)	3,036,640.43
932 Valley Hi Class Fund	90,767.40	91,643.67	954.07	1,890.34	0.00	(\$60.00)	92,597.74
935 Illinois Housing Surcharge Fund	44,033.41	39,065.41	41,292.00	120,546.00	(39,150.00)	(\$123,372.00)	41,207.41
936 Regional Office Education Fund	0.00	0.00	0.00	0.00	0.00	\$0.00	0.00
937 Payroll Agency Fund (937)	(341,847.20)	(370,664.59)	1,064,773.02	3,203,594.28	(1,066,240.23)	(\$3,233,878.88)	(372,131.80)
938 Fiber Optic Conduit Project Fund (938)	0.00	0.00	0.00	0.00	0.00	\$0.00	0.00
939 County Funded Capital Projects	(1,698,506.87)	(1,698,506.87)	0.00	0.00	0.00	\$0.00	(1,698,506.87)
940 Dept of Justice Forefeit	11,466.17	9,665.56	147.95	240.32	(1,056.65)	(\$2,949.63)	8,756.86
941 Dept of Treas Forefeit	100,417.32	101,330.70	429.55	1,342.93	0.00	\$0.00	101,760.25
942 Money Laundering Forfeiture	115,171.68	116,208.28	484.78	1,521.38	0.00	\$0.00	116,693.06
943 Article 36 Foreiture	1,730.13	1,745.59	7.28	22.74	0.00	\$0.00	1,752.87
950 ROE General Fund	0.00	0.00	0.00	0.00	0.00	\$0.00	0.00
951 ROE Distributive Fund	0.00	0.00	0.00	0.00	0.00	\$0.00	0.00
990 Vall Hi Rebate Fund Eq in PC	0.00	0.00	0.00	0.00	0.00	\$0.00	0.00

**Totals** \$262,960,077.68 \$ 249,566,334.80 \$ 53,312,201.89 \$ 175,251,945.00 \$ (59,942,733.62) \$ (195,276,219.61) \$ 242,935,803.07

Treasurer's Report


February 2024


Percent of Year Elapsed: 25%

Fund	Fiscal Year Beginning Balance	1/24 Beginning Balance	2/24 Inflows	YTD Inflows	2/24 Outflows	YTD Outflows	2/24 End Balance
------	-------------------------------------	------------------------------	-----------------	----------------	------------------	-----------------	---------------------

Subscribed and sworn to before me this 4<sup>th</sup> day  
of April A.D., 2024.

THE ABOVE AND FOREGOING REPORT IS TRUE AND CORRECT  
TO MY BEST KNOWLEDGE AND BELIEF.


  
\_\_\_\_\_  
McHenry County Clerk

  
\_\_\_\_\_  
McHenry County Treasurer



**MCHENRY COUNTY  
INTEREST RATE-ALL INVESTMENTS  
FEBRUARY 29, 2024**

MainAcct	Bank	Type	Name	*Balance @ 02/29/2024	Rate	Received
000193	Associated	Municipal NOW	Treasurers Fund-Advanced Tax	\$ 421.84	5.630%	\$ 0.17
001055	BOSC	BOND	BOSC/FHR/COM/Valley Hi	\$ 38,880.69	5.500%	\$ 180.07
001055	BOSC	BOND	BOSC/Freddie Mac Pool/Valley Hi	\$ 2,347.25	5.500%	\$ 11.28
000100	Associated	Municipal NOW	Treasurers Fund-Assoc Clearing Acct 1371	\$ 215,480.70	5.480%	\$ 609.02
000105	Associated	Municipal NOW	Treasurers Fund-Disbursing	\$ 3,000.00	5.480%	\$ 9,924.29
000110	Associated	Municipal NOW	Treasurers Fund-P&D Credit Card	\$ 122,065.32	5.480%	\$ 417.37
000113	Associated	Municipal NOW	Treasurers Fund-Jurors Imprest	\$ -	5.480%	\$ 17.32
000114	Associated	Municipal NOW	Treasurers Fund-Magnum	\$ 20,937,029.09	5.480%	\$ 96,319.01
000117	Associated	Municipal NOW	Treasurers Fund-Payroll Clearing	\$ 2,914,429.74	5.480%	\$ 383.51
000118	Associated	Municipal NOW	Treasurers Fund-FSA-Med Flex Spend Acct	\$ 66,426.44	5.480%	\$ 257.90
000119	Associated	Municipal NOW	Treasurers Fund-FSA-Dep Care Flex Spend Acct	\$ 10,069.98	5.480%	\$ 48.51
000121	Associated	Municipal NOW	Treasurers Fund-RTA Sales Tax	\$ 22,087,290.14	5.480%	\$ 91,315.48
000123	Associated	Municipal NOW	Treasurers Fund-Vets Bus Fund	\$ 29,091.95	5.480%	\$ 119.13
000124	Associated	Municipal NOW	Treasurers Fund-IMRF	\$ 4,211,671.73	5.480%	\$ 17,015.36
000125	Associated	Municipal NOW	Treasurers Fund-FICA	\$ 464,452.59	5.480%	\$ 1,630.72
000126	Associated	Municipal NOW	Treasurers Fund-County Highway	\$ 2,167,600.67	5.480%	\$ 11,141.47
000127	Associated	Municipal NOW	Treasurers Fund-County MFT	\$ 12,515,689.03	5.480%	\$ 52,628.87
000128	Associated	Municipal NOW	Treasurers Fund-County MFT Money Market	\$ 4,577,688.80	5.480%	\$ 19,323.23
000130	Associated	Municipal NOW	Treasurers Fund-Matching	\$ 1,758,446.89	5.480%	\$ 7,459.22
000131	Associated	Municipal NOW	Treasurers Fund-County Bridge	\$ 1,950,954.54	5.480%	\$ 8,451.65
000132	Associated	Municipal NOW	Treasurers Fund-Ackman/Lakewood	\$ 94,756.56	5.480%	\$ 399.98
000134	Associated	Municipal NOW	Treasurers Fund-County Option MFT	\$ 7,664,889.11	5.480%	\$ 33,004.96
000137	Associated	Municipal NOW	Treasurers Fund-County Mental Health	\$ 5,292,816.66	5.480%	\$ 24,868.40
000140	Associated	Municipal NOW	Treasurers Fund-Multi-Juris	\$ 10,940.19	5.480%	\$ 282.78
000141	Associated	Municipal NOW	Treasurers Fund-Court Probation	\$ 965,484.18	5.480%	\$ 4,051.54
000143	Associated	Municipal NOW	Treasurers Fund-Coroners Fees	\$ 147,935.18	5.480%	\$ 712.71
000144	Associated	Municipal NOW	Treasurers Fund-Child Support/Maintenance	\$ 110,501.25	5.480%	\$ 456.27
000145	Associated	Municipal NOW	Treasurers Fund-Law Library	\$ 193,548.68	5.480%	\$ 805.71
000146	Associated	Municipal NOW	Treasurers Fund-Doc Storage	\$ 1,643,056.90	5.480%	\$ 6,816.96
000147	Associated	Municipal NOW	Treasurers Fund-Court Automation	\$ 1,522,687.24	5.480%	\$ 6,391.86



**MCHENRY COUNTY  
INTEREST RATE-ALL INVESTMENTS  
FEBRUARY 29, 2024**

MainAccc	Bank	Type	Name	*Balance @ 02/29/2024	Rate	Received
000148	Associated	Municipal NOW	Treasurers Fund-Circuit Clerk Oper & Admin	\$ 440,558.75	5.480%	\$ 1,830.62
000149	Associated	Municipal NOW	Treasurers Fund-GIS	\$ 871,540.45	5.480%	\$ 3,691.96
000150	Associated	Municipal NOW	Treasurers Fund-Circuit Clerk Elect Citation	\$ 434,394.78	5.480%	\$ 1,793.84
000151	Associated	Municipal NOW	Treasurers Fund-State's Atty Records Auto	\$ 67,316.00	5.480%	\$ 282.91
000152	Associated	Municipal NOW	Treasurers Fund-Inmate Welfare Fund	\$ 1,766,610.53	5.480%	\$ 8,708.59
000153	Associated	Municipal NOW	Treasurers Fund-County Clerk Auto	\$ 150,823.65	5.480%	\$ 645.97
000155	Associated	Municipal NOW	Treasurers Fund-Recorder Auto	\$ 404,066.67	5.480%	\$ 1,646.29
000156	Associated	Municipal NOW	Treasurers Fund-Treasurer Auto	\$ 733,992.02	5.480%	\$ 3,112.81
000157	Associated	Municipal NOW	Treasurers Fund-Passport	\$ 248,505.58	5.480%	\$ 1,052.43
000159	Associated	Municipal NOW	Treasurers Fund-Dog Control Shelter	\$ 49,402.85	5.480%	\$ 209.94
000163	Associated	Municipal NOW	Treasurers Fund-WIA Corp	\$ 28,651.33	5.480%	\$ 131.41
000164	Associated	Municipal NOW	Treasurers Fund-WIA Grant	\$ 4,399.91	5.480%	\$ 59.07
000165	Associated	Municipal NOW	Treasurers Fund-McHenry Co E-911	\$ 12,404,540.01	5.480%	\$ 51,970.50
000172	Associated	Municipal NOW	Treasurers Fund-LGR	\$ 517,811.40	5.480%	\$ 8,151.88
000178	Associated	Municipal NOW	Treasurers Fund-Valley Hi	\$ 5,557,540.31	5.480%	\$ 26,508.86
000179	Associated	Municipal NOW	Treasurers Fund-Econ Development Loan	\$ 1,117,307.47	5.480%	\$ 4,716.59
000186	Associated	Municipal NOW	Treasurers Fund-RHSPS	\$ 36,995.41	5.480%	\$ 105.76
000187	Associated	Municipal NOW	Treasurers Fund-Township MFT	\$ 3,036,640.43	5.480%	\$ 12,950.90
000197	Associated	Municipal NOW	Treasurers Fund-Interest Earned on R/E Tax	\$ 4,917.32	5.480%	\$ 19.85
000200	Associated	Municipal NOW	Treasurers Fund-Recorder E Recording	\$ 40,203.75	5.480%	\$ 153.97
000203	Associated	Municipal NOW	Treasurers Fund-Public Defender Records Auto	\$ 16,045.87	5.480%	\$ 67.10
000205	Associated	Municipal NOW	Treasurers Fund-CAPPROJECT	\$ 2,120,688.65	5.480%	\$ 7,686.70
000207	Associated	Municipal NOW	Treasurers Fund-Dept of Justice Forfeit	\$ 8,756.86	5.480%	\$ 37.79
000208	Associated	Municipal NOW	Treasurers Fund-Dept of Treas Forfeit	\$ 101,760.25	5.480%	\$ 429.55
000209	Associated	Municipal NOW	Treasurers Fund-Emer Rent Assis Prog	\$ 2,224,108.42	5.480%	\$ 9,416.52
000210	Associated	Municipal NOW	Treasurers Fund-American Rescue Plan	\$ 437,431.37	5.480%	\$ 6,722.22
000218	Associated	Municipal NOW	Treasurers Fund-Opioid Settlement Fund	\$ 474,808.43	5.480%	\$ 2,126.32
000219	Associated	Municipal NOW	Treasurers Fund-Joint Training Facility/Firing Range	\$ 59,654.93	5.480%	\$ 22.36
000213	Associated	Municipal NOW	Treasurers Fund-Money-HOME ARP	\$ 72.03	5.410%	\$ 0.30
000160	CL Bank & Trust	Maxsafe	Treasurers Fund-Senior Services	\$ 581,920.63	5.410%	\$ 2,437.65

**MCHENRY COUNTY**  
**INTEREST RATE-ALL INVESTMENTS**  
**FEBRUARY 29, 2024**

MainAccc	Bank	Type	Name	*Balance @ 02/29/2024	Rate	Received
000120	Illinois Funds	Money Market	Treasurers Fund-Gen Fund-IPTIP	\$ 11,447.00	5.399%	\$ 8,145.05
000177	Illinois Funds	Money Market	Treasurers Fund-Valley Hi IPTIP	\$ 408.15	5.399%	\$ 33.17
000112	Harvard State	Public Investment	Treasurers Fund-Well Child	\$ 2,437.38	5.380%	\$ 10.13
000173	Harvard State	Public Investment	Treasurers Fund-Insurance Loss Fund	\$ 10,723.39	5.380%	\$ 44.55
000180	Harvard State	Public Investment	Treasurers Fund-Health S&R	\$ 6,830.48	5.380%	\$ 28.38
000181	Harvard State	Public Investment	Treasurers Fund-Working Cash I	\$ 362,619.64	5.380%	\$ 1,506.44
000182	Harvard State	Public Investment	Treasurers Fund-Working Cash II	\$ 513,210.29	5.380%	\$ 2,132.05
000183	Harvard State	Public Investment	Treasurers Fund-Greenwood Drainage	\$ 6,191.21	5.380%	\$ 25.72
000184	Harvard State	Public Investment	Treasurers Fund-Kishwaukee Drainage	\$ 3,148.83	5.380%	\$ 13.08
000185	Harvard State	Public Investment	Treasurers Fund-Hebron Drainage	\$ 439.88	5.380%	\$ 4.94
000189	Harvard State	Public Investment	Treasurers Fund-Class	\$ 92,597.74	5.380%	\$ 384.07
000190	Harvard State	Public Investment	Treasurers Fund-Unclaimed Property	\$ 259,874.68	5.380%	\$ 1,085.27
000191	Harvard State	Public Investment	Treasurers Fund-Deposit by Order of Court	\$ 622,261.53	5.380%	\$ 2,585.08
000192	Harvard State	Public Investment	Treasurers Fund-Advanced Tax	\$ 592,832.12	5.380%	\$ 2,473.50
000194	Harvard State	Public Investment	Treasurers Fund-Delinquent Tax	\$ 14,942.85	5.380%	\$ 54.89
000195	Harvard State	Public Investment	Treasurers Fund-Tax Sale Escrow	\$ 190,285.87	5.380%	\$ 790.51
000196	Harvard State	Public Investment	Treasurers Fund-Condemnation	\$ 5,081,170.82	5.380%	\$ 16,704.29
000198	Harvard State	Public Investment	Treasurers Fund-Narcotics Assets	\$ 112,594.47	5.380%	\$ 472.44
000211	Harvard State	Public Investment	Treasurers Fund-Article 36 Forfeiture	\$ 1,752.87	5.380%	\$ 7.28
000212	Harvard State	Public Investment	Treasurers Fund-Money Laundering Forfeiture	\$ 116,693.06	5.380%	\$ 484.78
000217	Harvard State	Public Investment	Treasurers Fund-Community Development Rehab	\$ 324,802.19	5.380%	\$ 1,364.48
001050	BOSC	CD	BOSC/Exchange Bank/Sr Services	\$ 225,000.00	5.300%	\$ -
001050	BOSC	CD	BOSC/Marthas Vineyard Bank/Sr Services	\$ 225,000.00	5.300%	\$ 1,012.81
001050	BOSC	CD	BOSC/Morgan Stanley BK NAAmer Rescue	\$ 250,000.00	5.250%	\$ -
001050	BOSC	CD	BOSC/Bellco Credit Union/Amer Rescue	\$ 250,000.00	5.150%	\$ 1,093.49
001050	BOSC	CD	BOSC/Zions Bancorp NA/Sr Services	\$ 215,000.00	5.150%	\$ -
001050	BOSC	CD	BOSC/Discover Bank/Sr Services	\$ 200,000.00	5.100%	\$ -
001050	BOSC	CD	BOSC/PNC Bank NA/Sr Services	\$ 215,000.00	5.100%	\$ -
001050	BOSC	CD	BOSC/Bank of India NY/Sr Services	\$ 200,000.00	5.100%	\$ -
001055	BOSC	BOND	BOSC/FGFB WN2516/Valley HI	\$ 499,765.63	5.050%	\$ (1,052.08)

**MCHENRY COUNTY  
INTEREST RATE-ALL INVESTMENTS  
FEBRUARY 29, 2024**

MainAccc	Bank	Type	Name	*Balance @ 02/29/2024	Rate	Received
001055	BOSC	BOND	BOSC/FR WN2516 Fixed Rate Pool/Gen Fund	\$ 499,765.63	5.050%	\$ (1,052.08)
001050	BOSC	CD	BOSC/First Technology Fed /Amer Rescue	\$ -	5.000%	\$ 1,027.40
001050	BOSC	CD	BOSC/GE Credit Union/Amer Rescue	\$ 250,000.00	5.000%	\$ 1,061.64
001050	BOSC	CD	BOSC/Technology Credit Union/Amer Rescue	\$ 250,000.00	5.000%	\$ 1,061.64
001050	BOSC	CD	BOSC/Mid American CU/Transportation	\$ 245,000.00	5.000%	\$ 973.29
001050	BOSC	CD	BOSC/Farmers Insurance/Transportation	\$ 249,000.00	5.000%	\$ 1,057.40
001050	BOSC	CD	BOSC/Civista Bank Death Put/Sr Services	\$ 200,000.00	5.000%	\$ 849.32
001050	BOSC	CD	BOSC/BMW Bank NA/Amer Rescue	\$ 250,000.00	4.950%	\$ -
001055	BOSC	BOND	BOSC/SBAP 2023-10B 1/Gen Fund	\$ 735,489.46	4.930%	\$ -
001055	BOSC	BOND	BOSC/FN BS8427 fixed rate pool/Gen Fund	\$ 1,000,000.00	4.920%	\$ 4,236.67
001050	BOSC	CD	BOSC/Wells Fargo/Transportation	\$ 245,000.00	4.900%	\$ 1,019.60
001050	BOSC	CD	BOSC/Southern First Bank/Transportation	\$ 245,000.00	4.900%	\$ 1,019.60
001050	BOSC	CD	BOSC/Global Fed CU/Valley HI	\$ 245,000.00	4.750%	\$ 988.39
001050	BOSC	CD	BOSC/Charls Schwab Bank/Amer Rescue	\$ -	4.750%	\$ 11,875.00
001050	BOSC	CD	BOSC/US Alliance Fed CU/Valley HI	\$ 245,000.00	4.650%	\$ 967.58
001050	BOSC	CD	BOSC/Coasthills Credit Union/Amer Rescue	\$ 250,000.00	4.650%	\$ 987.33
001050	BOSC	CD	BOSC/P Cross River Bank/Transportation	\$ 245,000.00	4.650%	\$ -
001050	BOSC	CD	BOSC/Southern First Bank/Transportation	\$ 245,000.00	4.650%	\$ 967.58
001050	BOSC	CD	BOSC/CIBC Bank USA/Amer Rescue	\$ 245,000.00	4.600%	\$ -
001050	BOSC	CD	BOSC/BMO Harris/Valley HI	\$ 245,000.00	4.500%	\$ -
001050	BOSC	CD	BOSC/UBS Bank/Amer Rescue	\$ 250,000.00	4.500%	\$ 955.48
001055	BOSC	BOND	BOSC/Fannie Mae Pool/Valley Hi	\$ 7,162.39	4.500%	\$ 30.23
001055	BOSC	BOND	BOSC/Gvmt Natl Mtg Pool/Valley Hi	\$ 9,764.80	4.500%	\$ 41.24
001050	BOSC	CD	BOSC/Mainstreet Bank/Amer Rescue	\$ 250,000.00	4.450%	\$ 944.86
001050	BOSC	CD	BOSC/Machias Savings Bank/Amer Rescue	\$ 250,000.00	4.450%	\$ 944.86
001055	BOSC	BOND	BOSC/Small Biz Admin/Amer Resue	\$ 283,364.16	4.360%	\$ -
001055	BOSC	BOND	BOSC/GNR 2023-144 A fixed rate CMBS/Gen Fund	\$ 496,642.22	4.250%	\$ 1,761.34
001055	BOSC	BOND	BOSC/Small Biz Admin/Gen Fund	\$ 399,254.84	4.090%	\$ -
001055	BOSC	BOND	BOSC/Fannie Mae Pool/Valley Hi	\$ 3,260.95	4.000%	\$ 11.96
001055	BOSC	BOND	BOSC/FHLMC Pool/Valley Hi	\$ 5,156.27	4.000%	\$ 18.34



**MCHENRY COUNTY  
INTEREST RATE-ALL INVESTMENTS  
FEBRUARY 29, 2024**

MainAccc	Bank	Type	Name	*Balance @ 02/29/2024	Rate	Received
001055	BOSC	BOND	BOSC/Fannie Mae Pool/Valley Hi	\$ 5,845.28	4.000%	\$ 21.40
001055	BOSC	BOND	BOSC/Mtg Back Sec/Valley Hi	\$ 7,410.13	4.000%	\$ 26.82
001055	BOSC	BOND	BOSC/Freddie Mac Pool/Valley Hi	\$ 79,236.36	4.000%	\$ 268.09
001055	BOSC	BOND	BOSC/Mtg Back Fannie Mae/Valley Hi	\$ 38.73	4.000%	\$ 1.70
001055	BOSC	BOND	BOSC/Mtg Back Fannie Mae/Valley Hi	\$ 66,118.19	4.000%	\$ 223.05
001055	BOSC	BOND	BOSC/Mtg Back Fannie Mae/Valley Hi	\$ 72,660.43	4.000%	\$ 244.33
001055	BOSC	BOND	BOSC/FHLB Agency/Valley Hi	\$ 500,000.00	4.000%	\$ -
001055	BOSC	BOND	BOSC/FHLB Agency/Amer Rescue	\$ 500,000.00	4.000%	\$ -
001055	BOSC	BOND	BOSC/FN BL0834 fixed rate pool/Amer Rescue	\$ 342,000.00	3.980%	\$ 1,172.11
001055	BOSC	BOND	BOSC/FN BL0384 Fixed Rate Pool/Transportation	\$ 1,000,000.00	3.980%	\$ 3,427.22
001055	BOSC	BOND	BOSC/Small Biz Admin/Amer Rescue	\$ 333,939.31	3.920%	\$ -
001055	BOSC	BOND	BOSC/FN109476 Fixed Rate Pool/Valley HI	\$ 334,498.50	3.750%	\$ (729.17)
001055	BOSC	BOND	BOSC/FN 109476 Fixed Rate Pool/Transportation	\$ 334,498.50	3.750%	\$ (729.17)
001055	BOSC	BOND	BOSC/FN BL0452 fixed rate pool/Amer Rescue	\$ 606,016.03	3.740%	\$ 1,954.18
001055	BOSC	BOND	BOSC/FN BL0452 Fixed Rate Pool/Transportation	\$ 555,802.47	3.740%	\$ 1,792.26
001055	BOSC	BOND	BOSC/SBAP 2010-20L Fixed Rate/Gen Fund	\$ 210,035.46	3.720%	\$ -
001055	BOSC	BOND	BOSC/FN BL0086 Fixed Rate Pool/Gen Fund	\$ 979,093.73	3.705%	\$ 3,127.55
001055	BOSC	BOND	BOSC/FresB 2018-B54 A7F fixed rate/Valley HI	\$ 345,797.39	3.670%	\$ 1,059.39
001055	BOSC	BOND	BOSC/FRESB 2018-SB54 A7F FIXED RATE CMBS/A	\$ 279,003.30	3.670%	\$ 854.76
001055	BOSC	BOND	BOSC/FNCX BL0838/Transportation	\$ 600,000.00	3.610%	\$ 1,865.17
001055	BOSC	BOND	BOSC/FN 109658 Fixed Rate Pool/Transportation	\$ 642,694.76	3.590%	\$ 1,989.59
001055	BOSC	BOND	BOSC/FNA SBIC 2018-10B1/Valley HI	\$ 424,349.93	3.548%	\$ -
001055	BOSC	BOND	BOSC/SBIC 2018-10 B1 fixed rate ABS/Valley HI	\$ 222,278.53	3.548%	\$ -
001055	BOSC	BOND	BOSC/SBAP 2018-10B1 Fixed Rate ABS/Gen Fund	\$ 488,339.20	3.548%	\$ -
001055	BOSC	BOND	BOSC/SBIC 2018-10B1/Amer Rescue	\$ 154,921.40	3.548%	\$ -
001055	BOSC	BOND	BOSC/SBIC 2018 10B1/Amer Rescue	\$ 404,142.79	3.548%	\$ -
001055	BOSC	BOND	BOSC/SBIC 2018 10B1/Amer Rescue	\$ 454,660.64	3.548%	\$ -
001055	BOSC	BOND	BOSC/Small Bix Admin/Amer Rescue	\$ 517,320.34	3.520%	\$ 10,138.36
001055	BOSC	BOND	BOSC/Govt Natl Mtg/Valley Hi	\$ 8,510.07	3.500%	\$ 26.89
001055	BOSC	BOND	BOSC/Freddie Mac Pool/Valley Hi	\$ 65,029.65	3.500%	\$ 192.92

**MCHENRY COUNTY  
INTEREST RATE-ALL INVESTMENTS  
FEBRUARY 29, 2024**

MainAcct	Bank	Type	Name	*Balance @ 02/29/2024	Rate	Received
001055	BOSC	BOND	BOSC/Mtg Back Fannie Mae/Valley Hi	\$ 83,004.79	3.500%	\$ 246.33
001055	BOSC	BOND	BOSC/GNMA Pool/Gen Fund	\$ 26,166.67	3.500%	\$ 76.50
001055	BOSC	BOND	BOSC/FN 109720/Amer Rescue	\$ 750,000.00	3.420%	\$ 2,208.75
001055	BOSC	BOND	BOSC/Fixed Rate Pool 109720/Transportation	\$ 2,000,000.00	3.420%	\$ 5,890.00
001055	BOSC	BOND	BOSC/Fixed Rate Pool AM5612/Transportation	\$ 550,000.00	3.420%	\$ 1,619.75
001055	BOSC	BOND	BOSC/GNR 2014-50 C fixed rate CMBS/Valley HI	\$ 442,865.17	3.400%	\$ 1,264.13
001055	BOSC	BOND	BOSC/GNR 2014-50C fixed rate CMBS SEQ/Gen Fund	\$ 442,865.17	3.400%	\$ 1,264.13
001055	BOSC	BOND	BOSC/Fixed Rate Pool FN AM667/Transportation	\$ 694,889.07	3.390%	\$ 2,031.44
001055	BOSC	BOND	BOSC/FHLB 3 3/8 01/28/27Gen Fund	\$ 250,000.00	3.375%	\$ -
001055	BOSC	BOND	BOSC/FHLB 3 3/8 01/28/27/Amer Rescue	\$ 250,000.00	3.375%	\$ -
001055	BOSC	BOND	BOSC/Small Biz Admin/Gen Fund	\$ 166,637.26	3.370%	\$ -
001055	BOSC	BOND	BOSC/FHLMC KC02 AS/Transportation	\$ 849,548.50	3.370%	\$ 2,388.22
001055	BOSC	BOND	BOSC/CMBS Agency/Amer Rescue	\$ 500,000.00	3.360%	\$ 1,400.00
001055	BOSC	BOND	BOSC/SBIC 2016-10B 1/Transportation	\$ 613,725.32	3.350%	\$ 1,715.78
001055	BOSC	BOND	BOSC/STRU NSI-7296AD/Gen Fund	\$ 972,252.73	3.250%	\$ 2,637.23
001055	BOSC	BOND	BOSC/GNR 2014-103 DA fixed rate CMBS/Gen Fund	\$ 535,524.81	3.250%	\$ 1,456.69
001055	BOSC	BOND	BOSC/FNA 2014-M7 IA/Transportation	\$ 115,774.99	3.214%	\$ 357.33
001055	BOSC	BOND	BOSC/SBAP 2010-20C1 Fixed Rate/Gen Fund	\$ 437,582.79	3.200%	\$ -
001055	BOSC	BOND	BOSC/FHMS K728 AM/Transportation	\$ 2,000,000.00	3.133%	\$ 5,221.67
001055	BOSC	BOND	BOSC/FHMS K728 AM/Transportation	\$ 690,000.00	3.133%	\$ 1,801.48
001055	BOSC	BOND	BOSC/FHMS KVAD a fixed rate CMBS/Transportation	\$ 500,000.00	3.116%	\$ 1,298.33
001055	BOSC	BOND	BOSC/SBIC 2019-10A1/Gen Fund	\$ 230,480.90	3.113%	\$ -
001055	BOSC	BOND	BOSC/FN AN7537 DUS CMBS Agency/Transportation	\$ 500,000.00	3.110%	\$ 1,339.03
001050	BOSC	CD	BOSC/Morgan Stanley Bank/Gen Fund	\$ -	3.100%	\$ 3,906.85
001050	BOSC	CD	BOSC/LaFayette FCU/Amer Rescue	\$ 245,000.00	3.100%	\$ 645.05
001055	BOSC	BOND	BOSC/FN AN0571 fixed rate pool/Amer Rescue	\$ 1,000,000.00	3.100%	\$ 2,669.44
001055	BOSC	BOND	BOSC/FN AN0571 DUS Agency CMBS/Transportation	\$ 1,000,000.00	3.100%	\$ 2,669.44
001055	BOSC	BOND	BOSC/FN AM9860/Amer Rescue	\$ 963,932.37	3.080%	\$ 2,561.81
001055	BOSC	BOND	BOSC/FNA 2014-MB A2/Transportation	\$ 270,708.54	3.056%	\$ 758.32
001055	BOSC	BOND	BOSC/Mtg Back Fannie Mae/Valley Hi	\$ 187,128.20	3.000%	\$ 476.90

**MCHENRY COUNTY  
INTEREST RATE-ALL INVESTMENTS  
FEBRUARY 29, 2024**

MainAcct	Bank	Type	Name	*Balance @ 02/29/2024	Rate	Received
001055	BOSC	BOND	BOSC/FHLMC Pool/Valley Hi	\$ 22,674.29	3.000%	\$ 58.52
001055	BOSC	BOND	BOSC/FNCT FS0318/Valley Hi	\$ 181,679.92	3.000%	\$ 459.39
001055	BOSC	BOND	BOSC/GNR 2019-32 ad fixed rate CMBS/Valley HI	\$ 212,978.25	3.000%	\$ 534.55
001055	BOSC	BOND	BOSC/FNCI AP 4748 FIXED RATE POOL/Gen Fund	\$ 23,089.91	3.000%	\$ 61.20
001055	BOSC	BOND	BOSC/MTG Back CMO/Gen Fund	\$ 56,403.42	3.000%	\$ 188.14
001055	BOSC	BOND	BOSC/Fannie Mae Pool/Gen Fund	\$ 276,400.06	3.000%	\$ 700.70
001055	BOSC	BOND	BOSC/FNCT FS0318/Gen Fund	\$ 363,359.85	3.000%	\$ 918.78
001055	BOSC	BOND	BOSC/GNR 2019-32 AD FIXED RATE CMBS/Gen Fur	\$ 453,594.91	3.000%	\$ 1,138.46
001055	BOSC	BOND	BOSC/Freddie Mac Mtg Back/Amer Rescue	\$ 178,409.76	3.000%	\$ 453.02
001055	BOSC	BOND	BOSC/MBS AgencyAmer Rescue	\$ 50,743.87	3.000%	\$ 130.77
001055	BOSC	BOND	BOSC/FN BM6010/Amer Rescue	\$ 495,104.71	3.000%	\$ 1,280.50
001055	BOSC	BOND	BOSC/FRESB 2019-SB61 A7F/Amer Rescue	\$ 229,544.20	2.970%	\$ 569.01
001055	BOSC	BOND	BOSC/FNA 2016-M1 A2/Valley HI	\$ 298,755.01	2.939%	\$ 732.99
001055	BOSC	BOND	BOSC/MBS Agency/Amer Rescue	\$ 1,000,000.00	2.930%	\$ 2,523.06
001055	BOSC	BOND	BOSC/FNCL BM7189/Transportation	\$ 1,438,038.19	2.919%	\$ 3,613.87
001055	BOSC	BOND	BOSC/GNR 2018-85V/Gen Fund	\$ 869,693.32	2.900%	\$ 2,125.25
001055	BOSC	BOND	BOSC/FNA 2015-M8A2/Amer Rescue	\$ 447,695.21	2.900%	\$ 1,084.15
001055	BOSC	BOND	BOSC/CMBS Agency/Amer Rescue	\$ 527,041.93	2.880%	\$ 1,267.37
001055	BOSC	BOND	BOSC/Small Biz Admin/Amer Rescue	\$ 281,214.73	2.870%	\$ -
001055	BOSC	BOND	BOSC/SBIC 2016-10B 1/Transportation	\$ 1,918,075.28	2.860%	\$ 4,731.05
001055	BOSC	BOND	BOSC/FHMS KW01-A2/Amer Rescue	\$ 1,000,000.00	2.853%	\$ 2,377.50
001055	BOSC	BOND	BOSC/GNR 2012-72 MA/Valley HI	\$ 532,947.42	2.850%	\$ 1,275.76
001055	BOSC	BOND	BOSC/GNR 2012-72 MA/Gen Fund	\$ 554,700.40	2.850%	\$ 1,327.83
001055	BOSC	BOND	BOSC/Agency CMBS/Valley Hi	\$ 1,000,000.00	2.849%	\$ 2,374.17
001055	BOSC	BOND	BOSC/SBIC 2017-10A1/Valley HI	\$ 292,985.74	2.845%	\$ -
001055	BOSC	BOND	BOSC/SBIC 2017-10A 1/Gen Fund	\$ 350,881.12	2.845%	\$ -
001055	BOSC	BOND	BOSC/SBIC 2017-10A1/Amer Rescue	\$ 457,022.66	2.845%	\$ -
001055	BOSC	BOND	BOSC/Small Biz Admin/Amer Rescue	\$ 108,773.15	2.845%	\$ -
001055	BOSC	BOND	BOSC/SBIC 2017-10 A/Amer Rescue	\$ 347,372.31	2.845%	\$ -
001055	BOSC	BOND	BOSC/SBAP 2017 20D1/Valley HI	\$ 297,332.02	2.840%	\$ -

**MCHENRY COUNTY  
INTEREST RATE-ALL INVESTMENTS  
FEBRUARY 29, 2024**

MainAccc	Bank	Type	Name	*Balance @ 02/29/2024	Rate	Received
001055	BOSC	BOND	BOSC/Small Biz Assoc/Valley Hi	\$ 66,269.44	2.829%	\$ -
001055	BOSC	BOND	BOSC/SBIC 2015-10B1/Amer Rescue	\$ 348,930.70	2.829%	\$ -
001055	BOSC	BOND	BOSC/SBIC 2015-10B1/Amer Rescue	\$ 104,705.72	2.829%	\$ -
001055	BOSC	BOND	BOSC/SBIC 2015-10B 1/Amer Rescue	\$ 441,796.29	2.829%	\$ -
001055	BOSC	BOND	BOSC/SBAP 2012-20H1/Gen Fund	\$ 298,543.75	2.820%	\$ 4,799.48
001055	BOSC	BOND	BOSC/SBAP 2016-20L1/Amer Rescue	\$ 243,802.79	2.810%	\$ -
001055	BOSC	BOND	BOSC/GNMA Mtg Pool/Valley Hi	\$ 134,660.09	2.800%	\$ 321.27
001055	BOSC	BOND	BOSC/SBAP 2017-20A1/Gen Fund	\$ 217,090.29	2.800%	\$ -
001055	BOSC	BOND	BOSC/FN AN7462 Fixed Rate Pool/Transportation	\$ 115,973.54	2.780%	\$ 278.07
001055	BOSC	BOND	BOSC/FRESB 2017-SB37 A1OF/Amer Rescue	\$ 1,012,548.64	2.750%	\$ 2,324.27
001055	BOSC	BOND	BOSC/SBAP 2014-20J1/Amer Rescue	\$ 312,404.38	2.740%	\$ -
001055	BOSC	BOND	BOSC/FHMS KS07A2/Amer Rescue	\$ 500,000.00	2.735%	\$ 1,139.58
001055	BOSC	BOND	BOSC/FHMS KS07 A2 FIXED RATE CMBSAmer Resc	\$ 500,000.00	2.735%	\$ 1,139.58
001055	BOSC	BOND	BOSC/SBAP 2015 20C1/Amer Rescue	\$ 363,471.87	2.720%	\$ -
001055	BOSC	BOND	BOSC/FN AM8098 Fixed Rate Pool/Valley HI	\$ 294,877.42	2.680%	\$ 681.63
001055	BOSC	BOND	BOSC/FN AM8098 FIXED RATE POOL/Amer Rescue	\$ 531,746.17	2.680%	\$ 1,229.16
001055	BOSC	BOND	BOSC/SBIC 2016-10B 1/Amer Rescue	\$ 443,354.36	2.630%	\$ 1,006.04
001055	BOSC	BOND	BOSC/FHMS/Gen Fund	\$ 326,285.35	2.606%	\$ 709.41
001055	BOSC	BOND	BOSC/FNCL BM3352/Amer Rescue	\$ 743,205.77	2.545%	\$ 1,629.36
001055	BOSC	BOND	BOSC/FN AN3295 FIXED RATE POOL/Amer Rescue	\$ 1,000,000.00	2.520%	\$ 2,170.00
001055	BOSC	BOND	BOSC/SBIC2017-10B 1/Valley HI	\$ 178,000.28	2.518%	\$ -
001055	BOSC	BOND	BOSC/Mtg Back Fannie Mae/Valley Hi	\$ 44,244.03	2.500%	\$ 97.73
001055	BOSC	BOND	BOSC/Mtg Back Fannie Mae/Valley Hi	\$ 77,642.22	2.500%	\$ 168.25
001055	BOSC	BOND	BOSC/Mtg Back Fannie Mae/Valley Hi	\$ 134,874.80	2.500%	\$ 289.32
001055	BOSC	BOND	BOSC/Fannie Mae Pool/Valley Hi	\$ 22,935.24	2.500%	\$ 49.50
001055	BOSC	BOND	BOSC/FHLMC Pool/Valley Hi	\$ 43,520.80	2.500%	\$ 93.35
001055	BOSC	BOND	BOSC/FHLMC Pool/Valley Hi	\$ 30,247.92	2.500%	\$ 65.26
001055	BOSC	BOND	BOSC/FHLMC Pool/Valley Hi	\$ 51,636.84	2.500%	\$ 110.59
001055	BOSC	BOND	BOSC/Mtg Back Fannie Mae/Valley Hi	\$ 224,380.10	2.500%	\$ 469.35
001055	BOSC	BOND	BOSC/GNR 3033-165AB/Valley HI	\$ 482,159.83	2.500%	\$ 1,006.75

**MCHENRY COUNTY  
INTEREST RATE-ALL INVESTMENTS  
FEBRUARY 29, 2024**

MainAcct	Bank	Type	Name	*Balance @ 02/29/2024	Rate	Received
001055	BOSC	BOND	BOSC/GNR 2016-39 ah fixed rate CMBS/Valley HI	\$ 425,639.73	2.500%	\$ 891.07
001055	BOSC	BOND	BOSC/Fannie Mae Pool/Gen Fund	\$ 187,393.10	2.500%	\$ 403.39
001055	BOSC	BOND	BOSC/Fannie Mae Pool/Gen Fund	\$ 142,883.25	2.500%	\$ 318.07
001055	BOSC	BOND	BOSC/Fannie Mae Pool/Gen Fund	\$ 256,179.33	2.500%	\$ 547.06
001055	BOSC	BOND	BOSC/GNR-2022-169 Fxied Rate CMBS/Gen Fund	\$ 481,668.36	2.500%	\$ 1,005.77
001055	BOSC	BOND	BOSC/GNR 2016-39 AH FIXED RATE CMBSGen Fund	\$ 425,639.73	2.500%	\$ 891.07
001055	BOSC	BOND	BOSC/FNCA AN3106/Transportation	\$ 923,417.72	2.500%	\$ 1,991.25
001055	BOSC	BOND	BOSC/Multi-Fam Agency/Amer Rescue	\$ 375,363.06	2.491%	\$ 796.38
001055	BOSC	BOND	BOSC/FNA 2016-M5 A2 FIXED RATE CMBS/Amer Re	\$ 439,494.72	2.469%	\$ 905.78
001055	BOSC	BOND	BOSC/CMBS Agency/Gen Fund	\$ 316,252.13	2.450%	\$ 663.01
001055	BOSC	BOND	BOSC/SBAP2013-20F1/Amer Rescue	\$ 239,892.63	2.450%	\$ -
001055	BOSC	BOND	BOSC/CMBS Agency AN1307/Amer Rescue	\$ 869,883.37	2.450%	\$ 1,838.96
001055	BOSC	BOND	BOSC/FN AN1866 FIXED RATE POOL/Amer Rescue	\$ 500,000.00	2.420%	\$ 1,041.94
001055	BOSC	BOND	BOSC/Agency CMBS/Valley Hi	\$ 165,253.78	2.400%	\$ 331.47
001055	BOSC	BOND	BOSC/GNR 2017-119-AE/Valley Hi	\$ 482,660.92	2.400%	\$ 968.40
001055	BOSC	BOND	BOSC/MBS Agency/Gen Fund	\$ 652,412.08	2.400%	\$ 1,308.35
001055	BOSC	BOND	BOSC/GNR 2015-97 A fixed rate CMBS/Gen Fund	\$ 505,813.09	2.400%	\$ 1,021.59
001055	BOSC	BOND	BOSC/MBS Agency/Amer Rescue	\$ 649,547.27	2.390%	\$ 1,339.46
001055	BOSC	BOND	BOSC/Small Biz Pool/Gen Fund	\$ 246,762.39	2.380%	\$ -
001055	BOSC	BOND	BOSC/SBIC 2016-10B 1/Transportation	\$ 628,185.93	2.360%	\$ 1,278.46
001055	BOSC	BOND	BOSC/FN BL5464 fixed rate pool/Valley HI	\$ 959,257.03	2.340%	\$ 1,935.28
001055	BOSC	BOND	BOSC/FRESB 2016-SB18 A10F/Amer Rescue	\$ 1,135,191.31	2.320%	\$ 2,199.50
001055	BOSC	BOND	BOSC/FN BL5348 Fixed Rate Pool/Transportation	\$ 1,049,000.29	2.320%	\$ 2,098.61
001055	BOSC	BOND	BOSC/GNR 2015-125-ad fixed rate CMBS/Valley HI	\$ 466,456.30	2.300%	\$ 897.87
001055	BOSC	BOND	BOSC/GNR 2015-125 ad fixed rate CMBS/Gen Fund	\$ 466,456.29	2.300%	\$ 897.87
001055	BOSC	BOND	BOSC/FN AN2247 mtge/Amer Rescue	\$ 430,290.94	2.290%	\$ 849.86
001055	BOSC	BOND	BOSC/FNMA POOL DUS/Transportation	\$ 1,171,347.55	2.290%	\$ 2,313.51
001055	BOSC	BOND	BOSC/SBIC 2019-10B1/Gen Fund	\$ 183,731.26	2.283%	\$ -
001055	BOSC	BOND	BOSC/SBIC 2016-10B 1/Transportation	\$ 687,753.05	2.280%	\$ 1,352.76
001055	BOSC	BOND	BOSC/FNHY AN 2396/Valley HI	\$ 481,157.24	2.270%	\$ 942.23

**MCHENRY COUNTY  
INTEREST RATE-ALL INVESTMENTS  
FEBRUARY 29, 2024**

MainAccc	Bank	Type	Name	*Balance @ 02/29/2024	Rate	Received
001055	BOSC	BOND	BOSC/SBAP 2016-20B1 Rate/Gen Fund	\$ 324,723.46	2.270%	\$ 4,015.05
001055	BOSC	BOND	BOSC/FRESB2016-SB20 A10F/Valley Hi	\$ 534,655.61	2.250%	\$ 1,004.32
001055	BOSC	BOND	BOSC/GNR 2022-091A/Gen Fund	\$ 511,514.83	2.250%	\$ 961.85
001055	BOSC	BOND	BOSC/GNR 2017-168A/Amer Rescue	\$ 541,998.44	2.250%	\$ 1,019.85
001055	BOSC	BOND	BOSC/Small Biz Admin/Gen Fund	\$ 463,107.66	2.240%	\$ -
001055	BOSC	BOND	BOSC/SBA SRS 2013-20C CL1/Gen Fund	\$ 543,572.27	2.220%	\$ -
001055	BOSC	BOND	BOSC/SBAP/Gen Fund	\$ 395,906.18	2.200%	\$ -
001055	BOSC	BOND	BOSC/Small Biz Admin/Amer Rescue	\$ 535,074.17	2.200%	\$ -
001055	BOSC	BOND	BOSC/US TREASURY N/B/Amer Rescue	\$ 300,000.00	2.125%	\$ -
001055	BOSC	BOND	BOSC/CMO Agency/Amer Rescue	\$ 384,820.29	2.080%	\$ -
001055	BOSC	BOND	BOSC/SBIC 2020-10A 1 Fixed Rate/Gen Fund	\$ 432,802.89	2.078%	\$ -
001055	BOSC	BOND	BOSC/Small Biz Admin/Gen Fund	\$ 191,670.00	2.070%	\$ -
001055	BOSC	BOND	BOSC/SBIC 2016-10B1/Valley Hi	\$ 235,534.34	2.051%	\$ -
001055	BOSC	BOND	BOSC/SBIC 2016-10B1/Amer Rescue	\$ 164,874.04	2.051%	\$ -
001055	BOSC	BOND	BOSC/SBIC 2016-10B 1/Amer Rescue	\$ 500,000.54	2.051%	\$ -
001055	BOSC	BOND	BOSC/SBIC 2016-10B 1/Amer Rescue	\$ 706,603.02	2.051%	\$ -
001055	BOSC	BOND	BOSC/SBIC 2016-10B 1/Transportation	\$ 500,000.54	2.051%	\$ -
001055	BOSC	BOND	BOSC/Mtg Back Fannie Mae/Valley Hi	\$ 79,260.28	2.000%	\$ 133.63
001055	BOSC	BOND	BOSC/Agency MBS/Valley Hi	\$ 342,001.83	2.000%	\$ 574.19
001055	BOSC	BOND	BOSC/Agency MBS/Valley Hi	\$ 273,352.83	2.000%	\$ -
001055	BOSC	BOND	BOSC/Fannie Mae Pool/Gen Fund	\$ 89,133.11	2.000%	\$ 152.35
001055	BOSC	BOND	BOSC/Fannie Mae Pool/Gen Fund	\$ 70,485.59	2.000%	\$ 125.58
001055	BOSC	BOND	BOSC/MBS Agency/Gen Fund	\$ 292,929.32	2.000%	\$ 496.90
001055	BOSC	BOND	BOSC/MBS Agency/Gen Fund	\$ 342,001.83	2.000%	\$ 574.19
001055	BOSC	BOND	BOSC/FR SB8025 (CI) UMBS Pool/Gen Fund	\$ 235,736.60	2.000%	\$ 396.29
001055	BOSC	BOND	BOSC/MBS Agency/Amer Rescue	\$ 625,180.37	2.000%	\$ 1,057.00
001055	BOSC	BOND	BOSC/MBS Agency/Amer Resue	\$ 635,510.26	2.000%	\$ 1,072.40
001055	BOSC	BOND	BOSC/CMBS Agency/Amer Rescue	\$ 465,901.79	2.000%	\$ 779.04
001055	BOSC	BOND	BOSC/US TREASURY N/B/Amer Rescue	\$ 300,000.00	2.000%	\$ -
001055	BOSC	BOND	BOSC/FRESB 2019-SB65 A5F Fixed Rate Pool/Transp	\$ 696,533.19	1.990%	\$ 1,157.12

**MCHENRY COUNTY  
INTEREST RATE-ALL INVESTMENTS  
FEBRUARY 29, 2024**

MainAcct	Bank	Type	Name	*Balance @ 02/29/2024	Rate	Received
001055	BOSC	BOND	BOSC/Small Biz Assc/Tort Fund	\$ 116,299.16	1.880%	\$ -
001055	BOSC	BOND	BOSC/ELK GROVE VLG IL UTGO /Gen Fund	\$ 500,000.00	1.800%	\$ -
001055	BOSC	BOND	BOSC/GNR 2022-59AC/Valley Hi	\$ 465,901.79	1.750%	\$ 681.66
001055	BOSC	BOND	BOSC/SBIC 2021-10-A1 Fixed rate abs/Valley Hi	\$ 472,906.29	1.667%	\$ -
001055	BOSC	BOND	BOSC/GNMA Pool/Gen Fund	\$ 169,208.09	1.660%	\$ 241.67
001055	BOSC	BOND	BOSC/Mtg Back Fannie Mae/Valley Hi	\$ 660,433.23	1.500%	\$ 832.32
001055	BOSC	BOND	BOSC/GNMA Pool/Gen Fund	\$ 679,886.52	1.500%	\$ 859.59
001055	BOSC	BOND	BOSC/Fannie Mae Mtg Back/Gen Fund	\$ 575,663.09	1.500%	\$ 731.09
001055	BOSC	BOND	BOSC/MBS Agency/Amer Rescue	\$ 632,087.43	1.500%	\$ 802.72
001055	BOSC	BOND	BOSC/CMO Agency/Amer Rescue	\$ 758,192.25	1.500%	\$ 955.95
001055	BOSC	BOND	BOSC/CMO Agency/Amer Rescue	\$ 744,158.10	1.500%	\$ -
001055	BOSC	BOND	BOSC/Fannie Mae Mtg Back/Amer Rescue	\$ 335,773.88	1.500%	\$ 426.32
001055	BOSC	BOND	BOSC/FNCN RD5057/Amer Rescue	\$ 477,443.95	1.500%	\$ 606.76
001055	BOSC	BOND	BOSC/MBS Agency/Valley Hi	\$ 432,253.73	1.000%	\$ 363.24
001055	BOSC	BOND	BOSC/MBS Agency/Gen Fund	\$ 432,253.73	1.000%	\$ 363.24
001055	BOSC	BOND	BOSC/Small Biz Admin/Gen Fund	\$ 758,141.03	0.910%	\$ -
001055	BOSC	BOND	BOSC/Small Biz Admin/Amer Rescue	\$ 436,811.66	0.820%	\$ -
001055	BOSC	BOND	BOSC/Freddie Mac/Gen Fund	\$ 500,000.00	0.780%	\$ 335.83
001055	BOSC	BOND	BOSC/FR WN1067 DUS/Gen Fund	\$ 1,000,000.00	0.770%	\$ 663.06
001055	BOSC	BOND	BOSC/US TREASURY N/B/Amer Rescue	\$ 300,000.00	0.750%	\$ -
001055	BOSC	BOND	BOSC/FEDERAL FARM CREDIT BANK 0.7 11/30/26//	\$ 250,000.00	0.700%	\$ -
001055	BOSC	BOND	BOSC/Small Biz Assoc/Valley Hi	\$ 644,026.88	0.670%	\$ -
001055	BOSC	BOND	BOSC/FED FARM CREDIT BK/Amer Rescue	\$ 500,000.00	0.670%	\$ 1,675.00
001055	BOSC	BOND	BOSC/Small Biz Admin/Gen Fund	\$ 653,338.48	0.650%	\$ -
000221	Associated	Municipal NOW	Treasurers Fund-SIPA Grant	\$ 329,540.58	0.350%	\$ 92.84
000175	Huntington	Commercial Checking	Treasurers Fund-First Merit Ins Loss (IPMG)	\$ 40,650.15	0.000%	\$ -
000216	Wells Fargo	Commercial Checking	Treasurers Fund-Money-Disbursing Wells Fargo	\$ 2,100.00	0.000%	\$ -
001055	BOSC	BOND	BOSC/FNA CMBS/Valley Hi	\$ 608,208.73	VAR	\$ 3,216.00
001055	BOSC	BOND	BOSC/CMO Floating/Valley Hi	\$ 465,832.53	VAR	\$ 2,385.90
001055	BOSC	BOND	BOSC/Gvmt Natl Mtg Pool/Valley Hi	\$ 21,702.28	VAR	\$ 88.31

**MC HENRY COUNTY**  
**INTEREST RATE-ALL INVESTMENTS**  
**FEBRUARY 29, 2024**

MainAccc	Bank	Type	Name	*Balance @ 02/29/2024	Rate	Received
001055	BOSC	BOND	BOSC/FNXY BM4163/Valley Hi	\$ 398,347.29	VAR	\$ 1,108.18
001055	BOSC	BOND	BOSC/FNA 2017-M6F/Valley HI	\$ 465,832.53	VAR	\$ 2,385.90
001055	BOSC	BOND	BOSC/FHMS K727 AM SWQ AGENCY/Valley HI	\$ 500,000.00	VAR	\$ 1,265.42
001055	BOSC	BOND	BOSC/Fannie Mae Pool/Gen Fund	\$ 608,208.73	VAR	\$ 3,216.00
001055	BOSC	BOND	BOSC/FNA 2016-M10FA/Gen Fund	\$ 281,753.53	VAR	\$ 1,575.74
001055	BOSC	BOND	BOSC/FRESB 2018-SB54 A10F/Gen Fund	\$ 395,345.58	VAR	\$ 1,162.23
001055	BOSC	BOND	BOSC/CMBS Agency/Amer Rescue	\$ 803,941.04	VAR	\$ 1,621.50
001055	BOSC	BOND	BOSC/GNMA Pool/Amer Rescu	\$ 190,871.13	VAR	\$ 463.28
001055	BOSC	BOND	BOSC/FNA 2016-M8 FA FLOATING CMBSAmer Resc	\$ 456,156.55	VAR	\$ 2,412.00
001055	BOSC	BOND	BOSC/FNA 2015-M2 A3 CMBS/Transportation	\$ 214,296.10	VAR	\$ 540.88
001055	BOSC	BOND	BOSC/FHMS K727 AM SEQ Agency CMBS/Transport	\$ 1,500,000.00	VAR	\$ 3,796.25
000166	Associated	Municipal NOW	** Treasurers Fund-Home Program Income	\$ 36,513.38	N/A	\$ -
000167	Associated	Municipal NOW	** Treasurers Fund-CDBG Program Income	\$ -	N/A	\$ -
000168	Associated	Municipal NOW	** Treasurers Fund-CDBG	\$ -	N/A	\$ -
000169	Associated	Municipal NOW	** Treasurers Fund-IDHA	0	N/A	\$ -
001003	In house	Public Investment	Treasurers Fund-Petty Cash	\$ 1,700.00	N/A	\$ -
001110	In house	Accounts Receivable	Treasurers Fund-Accounts Receivable	\$ (10,566.85)	N/A	\$ -
002000	In house	Vouchers Payable	Treasurers Fund-Vouchers Payable	\$ 562.50	N/A	\$ -
<b>Total</b>				<b>\$ 242,935,803.07</b>		<b>\$ 826,842.05</b>
				\$ 242,935,803.07		\$ 826,842.05
<i>*Book Balance</i>						
<i>**Government Required Non-Interest Bearing.</i>				\$ (0.00)		\$ -