



Local Public Agency
Formal Contract Proposal

PROPOSAL SUBMITTED BY		
Contractor's Name		
Street	P.O. Box	
City	State	Zip Code

STATE OF ILLINOIS

COUNTY OF MCHENRY
 ALDEN TOWNSHIP
 (Name of City, Village, Town or Road District)

FOR THE IMPROVEMENT OF
 STREET NAME OR ROUTE NO. VARIOUS
 SECTION NO. 21-01000-01-GM
 TYPES OF FUNDS MFT

- SPECIFICATIONS (required) PLANS (required)

For Municipal Projects
 Submitted/Approved/Passed

Mayor President of Board of Trustees Municipal Official

Date

Department of Transportation
 Released for bid based on limited review

Joseph R. Korpalski Jr.

 Regional Engineer
 01.19.21
 Date

For County and Road District Projects
 Submitted/Approved

Barry D. Schulle

 Highway Commissioner
 1-13-2021
 Date

Submitted/Approved

County Engineer/Superintendent of Highways

Date

County Engineer
 On behalf of IDOT pursuant to Agreement
 of Understanding dated March 4, 2005

Note: All proposal documents, including Proposal Guaranty Checks or Proposal Bid Bonds, should be stapled together to prevent loss when bids are processed.



McHenry County Division of Transportation

16111 Nelson Road
Woodstock, IL 60098

Request for Authorization to Bid

IDOT Contractor Number: _____

Letting Date: _____

TYPE OR USE BLACK INK

SPECIAL NOTICE

Companies wishing to bid **MUST** request Authorization to Bid.

TO EXPEDITE THIS REQUEST, PLEASE PRINT LEGIBLY AND FOLLOW THE INSTRUCTIONS ON PAGE TWO.

Part A:

Companies that wish to bid on McHenry County Division of Transportation (MCDOT) projects, as the prime contractor, **must** submit a **Request for Authorization to Bid** form to MCDOT, filling in Part A. MCDOT will email an **Authorization to Bid** letter to the company within three (3) working days.

We request **Authorization to Bid** on the following projects.

Please list our Company on the **For Bid List** for the following projects (check all that apply):

<input type="checkbox"/> _____	<input type="checkbox"/> _____	<input type="checkbox"/> _____	<input type="checkbox"/> _____
<input type="checkbox"/> _____	<input type="checkbox"/> _____	<input type="checkbox"/> _____	<input type="checkbox"/> _____
<input type="checkbox"/> _____	<input type="checkbox"/> _____	<input type="checkbox"/> _____	<input type="checkbox"/> _____

MCDOT will review the request and issue an **Authorization to Bid** only on the projects checked and listed in Part A.

Part B:

Companies downloading plans and/or specifications that wish to be placed on the **Not for Bid List**, **must** submit a **Request for Authorization to Bid** form to MCDOT, filling in Part B.

Please list our Company on the **Not For Bid List** for the following items (check all that apply):

<input type="checkbox"/> _____	<input type="checkbox"/> _____	<input type="checkbox"/> _____	<input type="checkbox"/> _____
<input type="checkbox"/> _____	<input type="checkbox"/> _____	<input type="checkbox"/> _____	<input type="checkbox"/> _____
<input type="checkbox"/> _____	<input type="checkbox"/> _____	<input type="checkbox"/> _____	<input type="checkbox"/> _____

Part C:

Company Name: _____

Contact Person: _____

Company Address (*): _____

For United Parcel Delivery

City _____

State _____

Zip Code _____

Post Office Box No. (*): _____

Box No. _____

For First Class Delivery

City _____

State _____

Zip Code _____

E-Mail: _____

Phone No.: _____

Fax No.: _____

(*) Complete street address and post office box information are required.

E-mail to: MCDOTBidDocs@mchenrycountyil.gov or Fax to: MCDOT at (815) 334-4989, Attn: MCDOT Bid Docs

Instructions

1. Using a computer or **Black Ink (PLEASE PRINT)** complete the MCDOT Request for Authorization to Bid form (Page 1).
2. To be placed on the **For Bid List** and request **Authorization to Bid** on specific MCDOT projects, check and include the section number(s) (XX-XXXXX-XX-XX) in Part A, that apply.
3. To be placed on the **Not For Bid List**, check and include the section number(s) (XX-XXXXX-XX-XX) in Part B, that apply.
4. Fill in all information in Part C.
5. **E-mail** the completed Request for Authorization to Bid form (Page 1) along with a copy of your current IDOT prequalification **Certificate of Eligibility** and **Affidavit of Availability** to MCDOTBidDocs@mchenrycountyil.gov or Fax the completed Request for Authorization to Bid form (Page 1) along with a copy of your current IDOT prequalification **Certificate of Eligibility** and **Affidavit of Availability** to MCDOT at (815) 334-4989, attention MCDOT Bid Docs. Certificate not required for materials letting.
6. Requests for **Authorization to Bid** will not be processed after 4:00 p.m., three (3) calendar days preceding the published letting date as specified on form BLR 12200, Notice to Bidders, in the various project specifications.

Companies that have not received an Authorization to Bid letter within three (3) working days of submitting their request should contact MCDOT at (815) 334-4960 to check on their status.

ELECTRONIC PLANS & SPECIFICATIONS

HOW TO OBTAIN ELECTRONIC PLANS & SPECIFICATIONS?: Project plans and/or specifications may be downloaded from MCDOT's website at <https://www.mchenrycountyil.gov/county-government/departments-j-z/transportation/doing-business>. A CD containing the plans and specifications for the project(s) may be purchased from MCDOT at a cost of \$20. Contact MCDOT at (815) 334-4960 to request a CD. Hard copies of the plans and/or specifications will be available by request for a fee. **Three (3) days advance notice is required for both requests.**

ADDENDA: Companies downloading plans and/or specifications from the internet are responsible for checking the McHenry County Division of Transportation web site (<https://www.mchenrycountyil.gov/county-government/departments-j-z/transportation/doing-business>) for any project ADDENDA. Companies that sign up for the electronic notification will be alerted to addenda when they are published. **It is each Company's responsibility to download any addenda and include them with their proposal(s).**

WHO CAN BID?: Bids will be accepted from only those companies that request and receive written **Authorization to Bid** letter from MCDOT.

WHAT IS AUTHORIZATION TO BID?: A Company that wishes to bid on a MCDOT project, as the prime contractor, **must** submit a **Request for Authorization to Bid** form, filling in Part A and select which project(s) they wish to bid on, to MCDOT along with a copy of their IDOT prequalification **Certificate of Eligibility** and **Affidavit of Availability**. Certificate not required for Materials Lettings. MCDOT will review the request and issue an **Authorization to Bid** letter indicating which projects the Company is authorized to bid on. If a Company is not authorized to bid on a project, the **Authorization to Bid** letter will indicate the reason for denial.

WHAT MUST BE INCLUDED IN THE BID PROPOSAL: Companies do not need to return the entire bid package when submitting a bid proposal. The following documents must be included in the bid proposal:

FOR CONTRACT PROPOSAL:

- Local Public Agency Formal Contract Proposal (BLR 12200)
- Schedule of Prices (BLR 12200a) (**Note: Written bid will not be accepted and will be subject to rejection of bid.**)
- Local Agency Proposal Bid Bond (BLR 12230)
- Apprenticeship or Training Program Certification (BLR 12325) [If included in the bid package]
- Affidavit of Illinois Business Office (BLR 12326)
- Affidavit of Availability (BC 57)

FOR MATERIAL PROPOSAL:

- Local Public Agency Material Proposal or Deliver & Install Proposal (BLR 12240)
- Material Proposal Schedule of Prices (BLR 12241)

All proposal documents, including the Proposal Guaranty Checks or Proposal Bid Bonds, should be stapled together to prevent loss.

MCDOT does not accept electronic bids. Signed and sealed paper copy proposals **must** be submitted.

MCDOT recommends that Companies deliver their proposals in person to insure they arrive at 16111 Nelson Road, Woodstock, Illinois 60098, prior to the time specified on form BLR 12200, under Notice to Bidders. **Any bid(s) received after the time specified on form BLR 12200 will not be accepted.**

For Assistance Contact MCDOT at 815-334-4960

RETURN WITH BID

NOTICE TO BIDDERS

County McHenry
Local Public Agency Alden Township
Section Number 21-01000-01-GM
Route Various

Sealed proposals for the improvement described below will be received at the office of McHenry County DOT,
16111 Nelson Road, Woodstock, IL 60098 until 9:00 AM on February 3, 2021

Sealed proposals will be opened and read publicly at the office of
16111 Nelson Road, Woodstock, IL 60098 at 9:00 AM on February 3, 2021

DESCRIPTION OF WORK

Name Alden Township Resurfacing Length: 11470.00 feet (2.17 miles)
Location O'Brien Road, Thayer Road, and Hebron Road
Proposed Improvement Base Preparation Pulverization, 2.0" lift of HMA Binder Course IL 19.0, N50, a 1.5" lift of HMA Surface Course, IL 9.5, N50 along with necessary and related work.

1. Plans and proposal forms will be available in the office of McHenry County Division of Transportation
16111 Nelson Road, Woodstock, IL 60098

2. [X] Prequalification
If checked, the 2 low bidders must file within 24 hours after the letting an "Affidavit of Availability" (Form BC 57), in duplicate, showing all uncompleted contracts awarded to them and all low bids pending award for Federal, State, County, Municipal and private work. One original shall be filed with the Awarding Authority and one original with the IDOT District Office.

3. The Awarding Authority reserves the right to waive technicalities and to reject any or all proposals as provided in BLRS Special Provision for Bidding Requirements and Conditions for Contract Proposals.

4. The following BLR Forms shall be returned by the bidder to the Awarding Authority:
a. BLR 12200: Local Public Agency Formal Contract Proposal
b. BLR 12200a Schedule of Prices
c. BLR 12230: Proposal Bid Bond (if applicable)
d. BLR 12325: Apprenticeship or Training Program Certification (do not use for federally funded projects)
e. BLR 12326: Affidavit of Illinois Business Office

5. The quantities appearing in the bid schedule are approximate and are prepared for the comparison of bids. Payment to the Contractor will be made only for the actual quantities of work performed and accepted or materials furnished according to the contract. The scheduled quantities of work to be done and materials to be furnished may be increased, decreased or omitted as hereinafter provided.

6. Submission of a bid shall be conclusive assurance and warranty the bidder has examined the plans and understands all requirements for the performance of work. The bidder will be responsible for all errors in the proposal resulting from failure or neglect to conduct an in depth examination. The Awarding Authority will, in no case be responsible for any costs, expenses, losses or changes in anticipated profits resulting from such failure or neglect of the bidder.

7. The bidder shall take no advantage of any error or omission in the proposal and advertised contract.

8. If a special envelope is supplied by the Awarding Authority, each proposal should be submitted in that envelope furnished by the Awarding Agency and the blank spaces on the envelope shall be filled in correctly to clearly indicate its contents. When an envelope other than the special one furnished by the Awarding Authority is used, it shall be marked to clearly indicate its contents. When sent by mail, the sealed proposal shall be addressed to the Awarding Authority at the address and in care of the official in whose office the bids are to be received. All proposals shall be filed prior to the time and at the place specified in the Notice to Bidders. Proposals received after the time specified will be returned to the bidder unopened.

9. Permission will be given to a bidder to withdraw a proposal if the bidder makes the request in writing or in person before the time for opening proposals.

RETURN WITH BID

PROPOSAL

County McHenry
Local Public Agency Alden Township
Section Number 21-01000-01-GM
Route Various

1. Proposal of
for the improvement of the above section by the construction of Base Preparation Pulverization, 2.0" lift of HMA Binder Course IL 19.0, N50, a 1.5" lift of HMA Surface Course, IL 9.5, N50 along with necessary and related work.

a total distance of 11470.00 feet, of which a distance of 11470.00 feet, (2.172 miles) are to be improved.

2. The plans for the proposed work are those prepared by McHenry County Division of Transportation and approved by the Department of Transportation on January 21, 2021

3. The specifications referred to herein are those prepared by the Department of Transportation and designated as "Standard Specifications for Road and Bridge Construction" and the "Supplemental Specifications and Recurring Special Provisions" thereto, adopted and in effect on the date of invitation for bids.

4. The undersigned agrees to accept, as part of the contract, the applicable Special Provisions indicated on the "Check Sheet for Recurring Special Provisions" contained in this proposal.

5. The undersigned agrees to complete the work within working days or by 08/27/2021 unless additional time is granted in accordance with the specifications.

6. A proposal guaranty in the proper amount, as specified in BLRS Special Provision for Bidding Requirements and Conditions for Contract Proposals, will be required. Bid Bonds will be allowed as a proposal guaranty. Accompanying this proposal is either a bid bond if allowed, on Department form BLR 12230 or a proposal guaranty check, complying with the specifications, made payable to:

Glenda L. Miller Treasurer of McHenry County

The amount of the check is 5% Bid Bond ().

7. In the event that one proposal guaranty check is intended to cover two or more proposals, the amount must be equal to the sum of the proposal guaranties, which would be required for each individual proposal. If the proposal guaranty check is placed in another proposal, it will be found in the proposal for: Section Number

8. The successful bidder at the time of execution of the contract will be required to deposit a contract bond for the full amount of the award. When a contract bond is not required, the proposal guaranty check will be held in lieu thereof. If this proposal is accepted and the undersigned fails to execute a contract and contract bond as required, it is hereby agreed that the Bid Bond or check shall be forfeited to the Awarding Authority.

9. Each pay item should have a unit price and a total price. If no total price is shown or if there is a discrepancy between the product of the unit price multiplied by the quantity, the unit price shall govern. If a unit price is omitted, the total price will be divided by the quantity in order to establish a unit price.

10. A bid will be declared unacceptable if neither a unit price nor a total price is shown.

11. The undersigned submits herewith the schedule of prices on BLR 12200a covering the work to be performed under this contract.

12. The undersigned further agrees that if awarded the contract for the sections contained in the combinations on BLR 12200a, the work shall be in accordance with the requirements of each individual proposal for the multiple bid specified in the Schedule for Multiple Bids below.



SCHEDULE OF PRICES

A bid will be declared unacceptable if neither a unit price nor total price is shown.

County McHenry
 Local Public Agency Alden Township
 Section 21-01000-01-GM
 Route Various

Schedule for Multiple Bids

Combination Letter	Sections Included in Combinations	Total

Schedule for Single Bid

(For complete information covering these items, see plans and specifications)

Bidder's Proposal for making Entire Improvements
--

Item No.	Items	Unit	Quantity	Unit Price	Total
1	REMOVAL AND DISPOSAL OF UNSUITABLE MATERIAL	CU YD	15.0		
2	GEOTECHNICAL FABRIC FOR GROUND STABILIZATION	SQ YD	40.0		
3	AGGREGATE BASE REPAIR	TON	20.0		
4	BITUMINOUS MATERIALS (PRIME COAT)	POUND	3,850.0		
5	BITUMINOUS MATERIALS (TACK COAT)	POUND	12,232.0		
6	HOT-MIX ASPHALT SURFACE REMOVAL - BUTT JOINT	SQ YD	682.0		
7	HOT-MIX ASPHALT BINDER COURSE, IL-19.0, N50	TON	223.0		
8	HOT-MIX ASPHALT SURFACE COURSE, MIX "C", N50	TON	2,283.0		
9	AGGREGATE SHOULDERS, TYPE B	TON	435.0		
10	RAISED REFLECTIVE PAVEMENT MARKER REMOVAL	EACH	17.0		
11	BASE PREPARATION PULVERIZATION (SPECIAL)	SQ YD	1,712.0		

RETURN WITH BID

CONTRACTOR CERTIFICATIONS

County	<u>McHenry</u>
Local Public Agency	<u>Alden Township</u>
Section Number	<u>21-01000-01-GM</u>
Route	<u>Various</u>

The certifications hereinafter made by the bidder are each a material representation of fact upon which reliance is placed should the Department enter into the contract with the bidder.

1. **Debt Delinquency.** The bidder or contractor or subcontractor, respectively, certifies that it is not delinquent in the payment of any tax administered by the Department of Revenue unless the individual or other entity is contesting, in accordance with the procedures established by the appropriate revenue Act, its liability for the tax or the amount of tax. Making a false statement voids the contract and allows the Department to recover all amounts paid to the individual or entity under the contract in a civil action.

2. **Bid-Rigging or Bid Rotating.** The bidder or contractor or subcontractor, respectively, certifies that it is not barred from contracting with the Department by reason of a violation of either 720 ILCS 5/33E-3 or 720 ILCS 5/33E-4.

A violation of Section 33E-3 would be represented by a conviction of the crime of bid-rigging which, in addition to Class 3 felony sentencing, provides that any person convicted of this offense or any similar offense of any state or the United States which contains the same elements as this offense shall be barred for 5 years from the date of conviction from contracting with any unit of State or local government. No corporation shall be barred from contracting with any unit of State or local government as a result of a conviction under this Section of any employee or agent of such corporation if the employee so convicted is no longer employed by the corporation and: (1) it has been finally adjudicated not guilty or (2) if it demonstrates to the governmental entity with which it seeks to contract and that entity finds that the commission of the offense was neither authorized, requested, commanded, nor performed by a director, officer or a high managerial agent in behalf of the corporation.

A violation of Section 33E-4 would be represented by a conviction of the crime of bid-rotating which, in addition to Class 2 felony sentencing, provides that any person convicted of this offense or any similar offense of any state or the United States which contains the same elements as this offense shall be permanently barred from contracting with any unit of State or local government. No corporation shall be barred from contracting with any unit of State or local government as a result of a conviction under this Section of any employee or agent of such corporation if the employee so convicted is no longer employed by the corporation and: (1) it has been finally adjudicated not guilty or (2) if it demonstrates to the governmental entity with which it seeks to contract and that entity finds that the commission of the offense was neither authorized, requested, commanded, nor performed by a director, officer or a high managerial agent in behalf of the corporation.

3. **Bribery.** The bidder or contractor or subcontractor, respectively, certifies that it has not been convicted of bribery or attempting to bribe an officer or employee of the State of Illinois or any unit of local government, nor has the firm made an admission of guilt of such conduct which is a matter of record, nor has an official, agent, or employee of the firm committed bribery or attempted bribery on behalf of the firm and pursuant to the direction or authorization of a responsible official of the firm.

4. **Interim Suspension or Suspension.** The bidder or contractor or subcontractor, respectively, certifies that it is not currently under a suspension as defined in Subpart I of Title 44 Subtitle A Chapter III Part 6 of the Illinois Administrative Code. Furthermore, if suspended prior to completion of this work, the contract or contracts executed for the completion of this work may be cancelled.

RETURN WITH BID

SIGNATURES

County McHenry
Local Public Agency Alden Township
Section Number 21-01000-01-GM
Route Various

(If an individual)

Signature of Bidder _____

Business Address _____

(If a partnership)

Firm Name _____

Signed By _____

Business Address _____

Inset Names and Addressed of All Partners



(If a corporation)

Corporate Name _____

Signed By _____

President

Business Address _____

Inset Names of Officers



President _____

Secretary _____

Treasurer _____

Attest: _____
Secretary



Local Agency Proposal Bid Bond

Route Various
County McHenry
Local Agency Alden Township
Section 21-01000-01-GM

RETURN WITH BID

PAPER BID BOND

WE _____ as PRINCIPAL,
and _____ as SURETY,

are held jointly, severally and firmly bound unto the above Local Agency (hereafter referred to as "LA") in the penal sum of 5% of the total bid price, or for the amount specified in the proposal documents in effect on the date of invitation for bids whichever is the lesser sum. We bind ourselves, our heirs, executors, administrators, successors, and assigns, jointly pay to the LA this sum under the conditions of this instrument.

WHEREAS THE CONDITION OF THE FOREGOING OBLIGATION IS SUCH that, the said PRINCIPAL is submitting a written proposal to the LA acting through its awarding authority for the construction of the work designated as the above section.

THEREFORE if the proposal is accepted and a contract awarded to the PRINCIPAL by the LA for the above designated section and the PRINCIPAL shall within fifteen (15) days after award enter into a formal contract, furnish surety guaranteeing the faithful performance of the work, and furnish evidence of the required insurance coverage, all as provided in the "Standard Specifications for Road and Bridge Construction" and applicable Supplemental Specifications, then this obligation shall become void; otherwise it shall remain in full force and effect.

IN THE EVENT the LA determines the PRINCIPAL has failed to enter into a formal contract in compliance with any requirements set forth in the preceding paragraph, then the LA acting through its awarding authority shall immediately be entitled to recover the full penal sum set out above, together with all court costs, all attorney fees, and any other expense of recovery.

IN TESTIMONY WHEREOF, the said PRINCIPAL and the said SURETY have caused this instrument to be signed by their respective officers this _____ day of _____

Principal

(Company Name) _____ (Company Name) _____
By: _____ By: _____
(Signature and Title) (Signature and Title)

(If PRINCIPAL is a joint venture of two or more contractors, the company names, and authorized signatures of each contractor must be affixed.)

Surety

(Name of Surety) _____ By: _____
(Signature of Attorney-in-Fact)

STATE OF ILLINOIS,
COUNTY OF _____

I, _____, a Notary Public in and for said county,
do hereby certify that _____

(Insert names of individuals signing on behalf of PRINCIPAL & SURETY)

who are each personally known to me to be the same persons whose names are subscribed to the foregoing instrument on behalf of PRINCIPAL and SURETY, appeared before me this day in person and acknowledged respectively, that they signed and delivered said instruments as their free and voluntary act for the uses and purposes therein set forth.

Given under my hand and notarial seal this _____ day of _____

My commission expires _____ (Notary Public)

ELECTRONIC BID BOND

[] Electronic bid bond is allowed (box must be checked by LA if electronic bid bond is allowed)

The Principal may submit an electronic bid bond, in lieu of completing the above section of the Proposal Bid Bond Form. By providing an electronic bid bond ID code and signing below, the Principal is ensuring the identified electronic bid bond has been executed and the Principal and Surety are firmly bound unto the LA under the conditions of the bid bond as shown above. (If PRINCIPAL is a joint venture of two or more contractors, an electronic bid bond ID code, company/Bidder name title and date must be affixed for each contractor in the venture.)

Electronic Bid Bond ID Code

(Company/Bidder Name) _____
(Signature and Title) _____ Date _____



Apprenticeship or Training Program Certification

Return with Bid

Route: Various
County: McHenry
Local Agency: Alden Township
Section: 21-01000-01-GM

All contractors are required to complete the following certification:

- For this contract proposal or for all groups in this deliver and install proposal.
For the following deliver and install groups in this material proposal:

Blank lines for listing deliver and install groups.

Illinois Department of Transportation policy, adopted in accordance with the provisions of the Illinois Highway Code, requires this contract to be awarded to the lowest responsive and responsible bidder. The award decision is subject to approval by the Department. In addition to all other responsibility factors, this contract or deliver and install proposal requires all bidders and all bidders' subcontractors to disclose participation in apprenticeship or training programs that are (1) approved by and registered with the United States Department of Labor's Bureau of Apprenticeship and Training, and (2) applicable to the work of the above indicated proposals or groups. Therefore, all bidders are required to complete the following certification:

- I. Except as provided in paragraph IV below, the undersigned bidder certifies that it is a participant, either as an individual or as part of a group program, in an approved apprenticeship or training program applicable to each type of work or craft that the bidder will perform with its own employees.
II. The undersigned bidder further certifies for work to be performed by subcontract that each of its subcontractors submitted for approval either (A) is, at the time of such bid, participating in an approved, applicable apprenticeship or training program; or (B) will, prior to commencement of performance of work pursuant to this contract, establish participation in an approved apprenticeship or training program applicable to the work of the subcontract.
III. The undersigned bidder, by inclusion in the list in the space below, certifies the official name of each program sponsor holding the Certificate of Registration for all of the types of work or crafts in which the bidder is a participant and that will be performed with the bidder's employees. Types of work or craft that will be subcontracted shall be included and listed as subcontract work. The list shall also indicate any type of work or craft job category for which there is no applicable apprenticeship or training program available.

Blank lines for listing program sponsors and work types.

IV. Except for any work identified above, any bidder or subcontractor that shall perform all or part of the work of the contract or deliver and install proposal solely by individual owners, partners or members and not by employees to whom the payment of prevailing rates of wages would be required, check the following box, and identify the owner/operator workforce and positions of ownership.

The requirements of this certification and disclosure are a material part of the contract, and the contractor shall require this certification provision to be included in all approved subcontracts. The bidder is responsible for making a complete report and shall make certain that each type of work or craft job category that will be utilized on the project is accounted for and listed. The Department at any time before or after award may require the production of a copy of each applicable Certificate of Registration issued by the United States Department of Labor evidencing such participation by the contractor and any or all of its subcontractors. In order to fulfill the participation requirement, it shall not be necessary that any applicable program sponsor be currently taking or that it will take applications for apprenticeship, training or employment during the performance of the work of this contract or deliver and install proposal.

Bidder: _____

By: _____

(Signature)

Address: _____

Title: _____



Affidavit of Illinois Business Office

County McHenry
Local Public Agency Alden Township
Section Number 21-01000-01-GM
Route Various

State of _____)
County of _____) ss.

I, _____ of _____, _____,
(Name of Affiant) (City of Affiant) (State of Affiant)

being first duly sworn upon oath, states as follows:

- 1. That I am the _____ of _____ officer or position bidder.
2. That I have personal knowledge of the facts herein stated.
3. That, if selected under this proposal, _____ (bidder), will maintain a business office in the State of Illinois which will be located in _____ County, Illinois.
4. That this business office will serve as the primary place of employment for any persons employed in the construction contemplated by this proposal.
5. That this Affidavit is given as a requirement of state law as provided in Section 30-22(8) of the Illinois Procurement Code.

(Signature)
(Print Name of Affiant)

This instrument was acknowledged before me on _____ day of _____, _____.

(SEAL)

(Signature of Notary Public)



Affidavit of Availability
For the Letting of 02/03/21



Bureau of Construction
2300 South Dirksen Parkway/Room 322
Springfield, IL 62764

Instructions: Complete this form by either typing or using black ink. "Authorization to Bid" will not be issued unless both sides of this form are completed in detail. Use additional forms as needed to list all work.

Part I. Work Under Contract

List below all work you have under contract as either a prime contractor or a subcontractor. It is required to include all pending low bids not yet awarded or rejected. In a joint venture, list only that portion of the work which is the responsibility of your company. The uncompleted dollar value is to be based upon the most recent engineer's or owners estimate, and must include work subcontracted to others. If no work is contracted, show NONE.

	1	2	3	4	Awards Pending	Accumulated Totals
Contract Number						
Contract With						
Estimated Completion Date						
Total Contract Price						
Uncompleted Dollar Value if Firm is the Prime Contractor						
Uncompleted Dollar Value if Firm is the Subcontractor						
Total Value of All Work						

Part II. Awards Pending and Uncompleted Work to be done with your own forces.

List below the uncompleted dollar value of work for each contract and awards pending to be completed with your own forces. All work subcontracted to others will be listed on the reverse of this form. In a joint venture, list only that portion of the work to be done by your company. If no work is contracted, show NONE.

Earthwork						
Portland Cement Concrete Paving						
HMA Plant Mix						
HMA Paving						
Clean & Seal Cracks/Joints						
Aggregate Bases, Surfaces						
Highway, R.R., Waterway Struc.						
Drainage						
Electrical						
Cover and Seal Coats						
Concrete Construction						
Landscaping						
Fencing						
Guardrail						
Painting						
Signing						
Cold Milling, Planning, Rotomilling						
Demolition						
Pavement Markings (Paint)						
Other Construction (List)						
Totals						

Disclosure of this information is REQUIRED to accomplish the statutory purpose as outlined in the "Illinois Procurement Code." Failure to comply will result in non-issuance of an "Authorization To Bid." This form has been approved by the State Forms Management Center.

Part III. Work Subcontracted to Others.

For each contract described in Part I, list all the work you have subcontracted to others.

	1	2	3	4	Awards Pending
Subcontractor					
Type of Work					
Subcontract Price					
Amount Uncompleted					
Subcontractor					
Type of Work					
Subcontract Price					
Amount Uncompleted					
Subcontractor					
Type of Work					
Subcontract Price					
Amount Uncompleted					
Subcontractor					
Type of Work					
Subcontract Price					
Amount Uncompleted					
Subcontractor					
Type of Work					
Subcontract Price					
Amount Uncompleted					
Total Uncompleted					

Notary

I, being duly sworn, do hereby declare this affidavit is a true and correct statement relating to ALL uncompleted contracts of the undersigned for Federal, State, County, City and private work, including ALL subcontract work, ALL pending low bids not yet awarded or rejected and ALL estimated completion dates.

Officer or Director

Title

Signature

Date

Company

Address

City

State

Zip Code

Subscribed and sworn to before me

this _____ day of _____, _____

(Signature of Notary Public)

My commission expires _____

(Notary Seal)

Add pages for additional contracts



Substance Abuse Prevention Program Certification



Contract Number	District	Letting Date
	1	02/03/21
Route	County	
Various	McHenry	
Project Number	Job Number	
Section Number		
21-01000-01-GM		

The Substance Abuse Prevention on Public Works Act, Public Act 95-0635, prohibits the use of drugs and alcohol, as defined in the Act, by employees of the Contractor and by employees of all approved Subcontractors while performing work on a public works project. The Contractor/Subcontractor herewith certifies that it has a superseding collective bargaining agreement or makes the public filing of its written substance abuse prevention program for the prevention of substance abuse among its employees who are not covered by a collective bargaining agreement dealing with the subject as mandated by the Act.

A. The undersigned representative of the Contractor/Subcontractor certifies that the contracting entity has signed collective bargaining agreements that are in effect for all of its employees, and that deal with the subject matter of Public Act 95-0635.

Contractor/Subcontractor

Name of Authorized Representative (type or print)

Title of Authorized Representative (type or print)

Signature of Authorized Representative

Date

B. The undersigned representative of the Contractor/Subcontractor certifies that the contracting entity has in place for all of its employees not covered by a collective bargaining agreement that deals with the subject of the Act, the attached substance abuse prevention program that meets or exceeds the requirements of Public Act 95-0635.

Contractor/Subcontractor

Name of Authorized Representative (type or print)

Title of Authorized Representative (type or print)

Signature of Authorized Representative

Date



Check Sheet for Recurring Special Provisions



Local Public Agency	County	Section Number
Alden Township	McHenry	21-01000-01-GM

The Following Recurring Special Provisions Indicated By An "X" Are Applicable To This Contract And Are Included By Reference:

Recurring Special Provisions

<u>Check Sheet #</u>		<u>Page No.</u>
1	<input type="checkbox"/> Additional State Requirements for Federal-Aid Construction Contracts	97
2	<input type="checkbox"/> Subletting of Contracts (Federal-Aid Contracts)	100
3	<input type="checkbox"/> EEO	101
4	<input type="checkbox"/> Specific EEO Responsibilities Non Federal-Aid Contracts	111
5	<input type="checkbox"/> Required Provisions - State Contracts	116
6	<input type="checkbox"/> Asbestos Bearing Pad Removal	122
7	<input type="checkbox"/> Asbestos Waterproofing Membrane and Asbestos HMA Surface Removal	123
8	<input type="checkbox"/> Temporary Stream Crossings and In-Stream Work Pads	124
9	<input type="checkbox"/> Construction Layout Stakes Except for Bridges	125
10	<input type="checkbox"/> Construction Layout Stakes	128
11	<input type="checkbox"/> Use of Geotextile Fabric for Railroad Crossing	131
12	<input type="checkbox"/> Subsealing of Concrete Pavements	133
13	<input type="checkbox"/> Hot-Mix Asphalt Surface Correction	137
14	<input type="checkbox"/> Pavement and Shoulder Resurfacing	139
15	<input type="checkbox"/> Patching with Hot-Mix Asphalt Overlay Removal	140
16	<input type="checkbox"/> Polymer Concrete	142
17	<input type="checkbox"/> PVC Pipeliner	144
18	<input type="checkbox"/> Bicycle Racks	145
19	<input type="checkbox"/> Temporary Portable Bridge Traffic Signals	147
20	Reserved	149
21	<input type="checkbox"/> Nighttime Inspection of Roadway Lighting	150
22	<input type="checkbox"/> English Substitution of Metric Bolts	151
23	<input type="checkbox"/> Calcium Chloride Accelerator for Portland Cement Concrete	152
24	<input type="checkbox"/> Quality Control of Concrete Mixtures at the Plant	153
25	<input type="checkbox"/> Quality Control/Quality Assurance of Concrete Mixtures	161
26	<input type="checkbox"/> Digital Terrain Modeling for Earthwork Calculations	177
27	Reserved	179
28	<input type="checkbox"/> Preventive Maintenance - Bituminous Surface Treatment (A-1)	180
29	Reserved	186
30	Reserved	187
31	Reserved	188
32	<input type="checkbox"/> Temporary Raised Pavement Markers	189
33	<input type="checkbox"/> Restoring Bridge Approach Pavements Using High-Density Foam	190
34	<input type="checkbox"/> Portland Cement Concrete Inlay or Overlay	193
35	<input type="checkbox"/> Portland Cement Concrete Partial Depth Hot-Mix Asphalt Patching	197
36	<input type="checkbox"/> Longitudinal Joint and Crack Patching	200
37	<input type="checkbox"/> Concrete Mix Design - Department Provided	202

Local Public Agency

County

Section Number

Alden Township

McHenry

21-01000-01-GM

The Following Local Roads And Streets Recurring Special Provisions Indicated By An "X" Are Applicable To This Contract And Are Included By Reference:

Local Roads And Streets Recurring Special Provisions

<u>Check Sheet #</u>		<u>Page No.</u>
LRS 1	Reserved	204
LRS 2	<input type="checkbox"/> Furnished Excavation	205
LRS 3	<input checked="" type="checkbox"/> Work Zone Traffic Control Surveillance	206
LRS 4	<input checked="" type="checkbox"/> Flaggers in Work Zones	207
LRS 5	<input checked="" type="checkbox"/> Contract Claims	208
LRS 6	<input checked="" type="checkbox"/> Bidding Requirements and Conditions for Contract Proposals	209
LRS 7	<input type="checkbox"/> Bidding Requirements and Conditions for Material Proposals	215
LRS 8	Reserved	221
LRS 9	<input type="checkbox"/> Bituminous Surface Treatments	222
LRS 10	Reserved	223
LRS 11	<input checked="" type="checkbox"/> Employment Practices	224
LRS 12	<input checked="" type="checkbox"/> Wages of Employees on Public Works	226
LRS 13	<input checked="" type="checkbox"/> Selection of Labor	228
LRS 14	<input type="checkbox"/> Paving Brick and Concrete Paver Pavements and Sidewalks	229
LRS 15	<input checked="" type="checkbox"/> Partial Payments	232
LRS 16	<input checked="" type="checkbox"/> Protests on Local Lettings	233
LRS 17	<input checked="" type="checkbox"/> Substance Abuse Prevention Program	234
LRS 18	<input type="checkbox"/> Multigrade Cold Mix Asphalt	235

CHECK SHEET #LRS3

State of Illinois
Department of Transportation
Bureau of Local Roads and Streets

SPECIAL PROVISION
FOR
WORK ZONE TRAFFIC CONTROL SURVEILLANCE

Effective: January 1, 1999

Revised: January 1, 2018

Revise Article 701.10 of the Standard Specifications to read:

“The Contractor shall conduct inspections of the worksite at a frequency that will allow for the timely replacement of any traffic control device that has become displaced, worn, or damaged. A sufficient quantity of replacement devices, based on vulnerability to damage, shall be readily available to meet this requirement.”

Delete Article 701.20(g) of the Standard Specifications.

State of Illinois
Department of Transportation
Bureau of Local Roads and Streets

SPECIAL PROVISION
FOR
FLAGGERS IN WORK ZONES

Effective: January 1, 1999

Revised: January 1, 2007

Revise the last paragraph of Article 701.13 of the Standard Specifications to read:

“Flaggers are required only when workers are present.”

CHECK SHEET #LRS5

State of Illinois
Department of Transportation
Bureau of Local Roads and Streets

SPECIAL PROVISION
FOR
CONTRACT CLAIMS

Effective: January 1, 2002
Revised: January 1, 2007

Revise the second sentence of subparagraph (a) of Article 109.09 of the Standard Specifications to read:

"All claims shall be submitted to the Engineer."

Revise subparagraph (e) of Article 109.09 of the Standard Specifications to read:

"(e) Procedure. All Claims shall be submitted to the Engineer. The Engineer will consider all information submitted with the claim. Claims not conforming to this Article will be returned without consideration. The Engineer may schedule a claim presentation meeting if, in the Engineer's judgment, such a meeting would aid in resolution of the claim, otherwise a decision will be based on the claim documentation submitted. A final decision will be rendered within 90 days of receipt of the claim.

Full compliance by the Contractor with the provisions specified in this Article is a contractual condition precedent to the Contractor's right to seek relief in the Court of Claims. The Engineer's written decision shall be the final administrative action of the Department. Unless the Contractor files a claim for adjudication by the Court of Claims within 60 days after the date of the written decision, the failure to file shall constitute a release and waiver of the claim."

State of Illinois
Department of Transportation
Bureau of Local Roads and Streets

SPECIAL PROVISION
FOR
BIDDING REQUIREMENTS AND CONDITIONS FOR CONTRACT PROPOSALS

Effective: January 1, 2002

Revised: January 1, 2015

Replace Article 102.01 of the Standard Specifications with the following:

“Prequalification of Bidders. When prequalification is required and the Awarding Authority for contract construction work is the County Board of a County, the Council, the City Council, or the President and Board of Trustees of a city, village, or town, each prospective bidder, in evidence of competence, shall furnish the Awarding Authority as a prerequisite to the release of proposal forms by the Awarding Authority, a certified or photostatic copy of a "Certificate of Eligibility" issued by the Department of Transportation, according to the Department's "Prequalification Manual".

The two low bidders must file, within 24 hours after the letting, a sworn affidavit in triplicate, showing all uncompleted contracts awarded to them and all low bids pending award for Federal, State, County, Municipal and private work, using the blank form made available for this affidavit. One copy shall be filed with the Awarding Authority and two copies with IDOT's District office.

Issuance of Proposal Forms. The Awarding Authority reserves the right to refuse to issue a proposal form for bidding purposes for any of the following reasons:

- (a) Lack of competency and adequate machinery, plant, and other equipment, as revealed by the financial statement and experience questionnaires required in the prequalification procedures.
- (b) Uncompleted work which, in the judgment of the Awarding Authority, might hinder or prevent the prompt completion of additional work awarded.
- (c) False information provided on a bidder's "Affidavit of Availability".
- (d) Failure to pay, or satisfactorily settle, all bills due for labor and material on former contracts in force at the time of issuance of proposal forms.
- (e) Failure to comply with any prequalification regulations of the Department.
- (f) Default under previous contracts.
- (g) Unsatisfactory performance record as shown by past work for the Awarding Authority, judged from the standpoint of workmanship and progress.
- (h) When the Contractor is suspended from eligibility to bid at a public letting where the contract is awarded by, or requires approval of, the Department.

CHECK SHEET #LRS6

- (i) When any agent, servant, or employee of the prospective bidder currently serves as a member, employee, or agent of a governmental body that is financially involved in the proposal work.
- (j) When any agent, servant, or employee of the perspective bidder has participated in the preparation of plans or specifications for the proposed work.

Interpretation of Quantities in the Bid Schedule. The quantities appearing in the bid schedule are approximate and are prepared for the comparison of bids. Payment to the Contractor will be made only for the actual quantities of work performed and accepted or materials furnished according to the contract. The scheduled quantities of work to be done and materials to be furnished may be increased, decreased, or omitted as hereinafter provided.

Examination of Plans, Specifications, Special Provisions, and Site of Work. The bidder shall, before submitting a bid, carefully examine the provisions of the contract. The bidder shall inspect in detail the site of the proposed work, investigate and become familiar with all the local conditions affecting the contract and fully acquaint themselves with the detailed requirements of construction. Submission of a bid shall be a conclusive assurance and warranty the bidder has made these examinations and the bidder understands all requirements for the performance of the work. If his/her bid is accepted, the bidder shall be responsible for all errors in the proposal resulting from his/her failure or neglect to comply with these instructions. The Awarding Authority will, in no case, be responsible for any costs, expenses, losses, or change in anticipated profits resulting from such failure or neglect of the bidder to make these examinations.

The bidder shall take no advantage of any error or omission in the proposal and advertised contract. Any prospective bidder who desires an explanation or interpretation of the plans, specification, or any of the contract documents, shall request such in writing from the Awarding Authority, in sufficient time to allow a written reply by the Awarding Authority that can reach all prospective bidders before the submission of their bids. Any reply given a prospective bidder concerning any of the contract documents, plans, and specifications will be furnished to all prospective bidders in the form determined by the Awarding Authority including, but not limited to, an addendum, if the information is deemed by the Awarding Authority to be necessary in submitting bids or if the Awarding Authority concludes the information would aid competition. Oral explanations, interpretations, or instructions given before the submission of bids unless at a prebid conference will not be binding on the Awarding Authority.

Preparation of the Proposal. Bidders shall submit their proposals on the form furnished by the Awarding Authority. The proposal shall be executed properly, and bids shall be made for all items indicated in the proposal form, except when alternate bids are asked, a bid on more than one alternate for each item is not required, unless otherwise provided. The bidder shall indicate in figures, a unit price for each of the separate items called for in the proposal form; the bidder shall show the products of the respective quantities and unit prices in the column provided for that purpose, and the gross sum shown in the place indicated in the proposal form shall be the

summation of said products. All writing shall be with ink or typewriter, except the signature of the bidder which shall be written in ink.

If the proposal is made by an individual, that individual's name and business address shall be shown. If made by a firm or partnership, the name and business address of each member of the firm or partnership shall be shown. If made by a corporation, the proposal shall show the names, titles, and business addresses of the president, corporate secretary and treasurer. The proposal shall be signed by president or someone with authority to execute contracts and attested by the corporate secretary or someone with authority to execute or attest to the execution of contracts.

When prequalification is required, the proposal form shall be submitted by an authorized bidder in the same name and style as shown on the "Contractor's Statement of Experience and Financial Condition" used for prequalification.

Rejection of Proposals. The Awarding Authority reserves the right to reject any proposal for any of the conditions in "Issuance of Proposal Forms" or for any of the following reasons:

- (a) More than one proposal for the same work from an individual, firm, partnership, or corporation under the same name or different names.
- (b) Evidence of collusion among bidders.
- (c) Unbalanced proposals in which the bid prices for some items are, in the judgment of the Awarding Authority, out of proportion to the bid prices for other items.
- (d) If the proposal does not contain a unit price for each pay item listed, except in the case of authorized alternate pay items or lump sum pay items.
- (e) If the proposal form is other than that furnished by the Awarding Authority; or if the form is altered or any part thereof is detached.
- (f) If there are omissions, erasures, alterations, unauthorized additions, conditional or alternate bids, or irregularities of any kind which may tend to make the proposal incomplete, indefinite or ambiguous as to its meaning.
- (g) If the bidder adds any provisions reserving the right to accept or reject an award, or to enter into a contract pursuant to an award.
- (h) If the proposal is not accompanied by the proper proposal guaranty.
- (i) If the proposal is prepared with other than ink or typewriter, or otherwise fails to meet the requirements of the above "Preparation of Proposal" section.

Proposal Guaranty. Each proposal shall be accompanied by a bid bond on the Department form contained in the proposal, executed by a corporate surety company satisfactory to the Awarding Authority, by a bank cashier's check or a properly certified check for not less than five percent of the amount bid, or for the amount specified in the following schedule:

CHECK SHEET #LRS6

	<u>Amount Bid</u>	<u>Proposal Guaranty</u>
Up to	\$5,000	\$150
>\$5,000	\$10,000	\$300
>\$10,000	\$50,000	\$1,000
>\$50,000	\$100,000	\$3,000
>\$100,000	\$150,000	\$5,000
>\$150,000	\$250,000	\$7,500
>\$250,000	\$500,000	\$12,500
>\$500,000	\$1,000,000	\$25,000
>\$1,000,000	\$1,500,000	\$50,000
>\$1,500,000	\$2,000,000	\$75,000
>\$2,000,000	\$3,000,000	\$100,000
>\$3,000,000	\$5,000,000	\$150,000
>\$5,000,000	\$7,500,000	\$250,000
>\$7,500,000	\$10,000,000	\$400,000
>\$10,000,000	\$15,000,000	\$500,000
>\$15,000,000	\$20,000,000	\$600,000
>\$20,000,000	\$25,000,000	\$700,000
>\$25,000,000	\$30,000,000	\$800,000
>\$30,000,000	\$35,000,000	\$900,000
Over	\$35,000,000	\$1,000,000

In the event that one proposal guaranty check is intended to cover two or more proposals, the amount must equal to the sum of the proposal guaranties which would be required for each individual proposal.

Bank cashier's checks or properly certified checks accompanying proposals shall be made payable to the County Treasurer, when a County is the Awarding Authority; or the City, Village, or Town Treasurer, when a city, village, or town is the Awarding Authority.

The proposal guaranty checks of all, except the two lowest responsible, will be returned promptly after the proposals have been checked, tabulated, and the relation of the proposals established. Proposal guaranty checks of the two lowest bidders will be returned as soon as the contract and contract bond of the successful bidder have been properly executed and approved. Bid bonds will not be returned.

After a period of three working days has elapsed after the date of opening proposals, the Awarding Authority may permit the two lowest bidders to substitute for the bank cashier's checks or certified checks submitted with their proposals as proposal guaranties, bid bonds on the Department forms executed by corporate surety companies satisfactory to the Awarding Authority.

Delivery of Proposals. If a special envelope is supplied by the Awarding Authority, each proposal should be submitted in that envelope furnished by the Awarding Authority and the blank spaces on the envelope shall be filled in correctly to clearly indicate its contents. When an envelope other than the special one furnished by the Awarding Authority is used, it shall be marked to clearly indicate its contents. When sent by mail, the sealed proposal shall be addressed to the Awarding Authority at the address and in care of the official in whose office the bids are to be received. All proposals shall be filed prior to the time and at the place specified in the Notice to

Bidders. Proposals received after the time specified will be returned to the bidder unopened.

Withdrawal of Proposals. Permission will be given a bidder to withdraw a proposal if the bidder makes the request in writing or in person before the time for opening proposals.

Public Opening of Proposals. Proposals will be opened and read publicly at the time and place specified in the Notice to Bidders. Bidders, their authorized agents, and other interested parties are invited to be present.

Consideration of Proposals. After the proposals are opened and read, they will be compared on the basis of the summation of the products of the quantities shown in the bid schedule by the unit bid prices. In awarding contracts, the Awarding Authority will, in addition to considering the amounts stated in the proposals, take into consideration the responsibility of the various bidders as determined from a study of the data required under "Prequalification of Bidders", and from other investigations which it may elect to make.

The right is reserved to reject any or all proposals, to waive technicalities, or to advertise for new proposals, if in the judgment of the Awarding Authority, the best interests of the Awarding Authority will be promoted thereby.

Award of Contract. The award of contract will be made within 45 calendar days after the opening of proposals to the lowest responsible and qualified bidder whose proposal complies with all the requirements prescribed. The successful bidder will be notified by letter of intent that his/her bid has been accepted, and subject to the following conditions, the bidder will be the Contractor.

An approved contract executed by the Awarding Authority is required before the Awarding Authority is bound. An award may be cancelled any time by the Awarding Authority prior to execution in order to protect the public interest and integrity of the bidding process or for any other reason if, in the judgment of the Awarding Authority, the best interests of the Awarding Authority will be promoted thereby.

If a contract is not awarded within 45 days after the opening of proposals, bidders may file a written request with the Awarding Authority for the withdrawal of their bid, and the Awarding Authority will permit such withdrawal.

Requirement of Contract Bond. If the Awarding Authority requires a Contract Bond, the Contractor or Supplier shall furnish the Awarding Authority a performance and payment bond with good and sufficient sureties in the full amount of the contract as the penal sum. The surety shall be acceptable to the Awarding Authority, shall waive notice of any changes and extensions of time, and shall submit its bond on the form furnished by the Awarding Authority.

Execution of Contract. The contract shall be executed by the successful bidder and returned, together with the Contract Bond, within 15 days after the contract has been mailed to the bidder.

If the bidder to whom the award is made is a corporation organized under the laws of a State other than Illinois, the bidder shall furnish the Awarding Authority a

CHECK SHEET #LRS6

copy of the corporation's Certificate of Authority to do business in the State of Illinois with the return of the executed contract and bond. Failure to furnish such evidence of a Certificate of Authority within the time required will be considered as just cause for the annulment of the award and the forfeiture of the proposal guaranty to the Awarding Authority, not as a penalty, but in payment of liquidated damages sustained as a result of such failure.

Failure to Execute Contract. If the contract is not executed by the Awarding Authority within 15 days following receipt from the bidder of the properly executed contracts and bonds, the bidder shall have the right to withdraw his/her bid without penalty.

Failure of the successful bidder to execute the contract and file acceptable bonds within 15 days after the contract has been mailed to the bidder shall be just cause for the cancellation of the award and the forfeiture of the proposal guaranty which shall become the property of the Awarding Authority, not as penalty, but in liquidation of damages sustained. Award may then be made to the next lowest responsible bidder, or the work may be readvertised and constructed under contract, or otherwise, as the Awarding Authority may decide."

CHECK SHEET #LRS11

State of Illinois
Department of Transportation
Bureau of Local Roads and Streets

**SPECIAL PROVISION
FOR
EMPLOYMENT PRACTICES**

Effective: January 1, 1999

In addition to all other labor requirements set forth in this proposal and in the Standard Specifications for Road and Bridge Construction, adopted by the Department of Transportation, during the performance of this contract, the Contractor for itself, its assignees, and successors in interest (hereinafter referred to as the "Contractor") agrees as follows:

Selection of Labor. The Contractor shall comply with all Illinois statutes pertaining to the selection of labor.

Equal Employment Opportunity. During the performance of this contract, the Contractor agrees as follows:

- (a) That it will not discriminate against any employee or applicant for employment because of race, color, religion, sex, national origin, ancestry, age, marital status, physical or mental handicap or unfavorable discharge from military service, and further that it will examine all job classifications to determine if minority persons or women are underutilized and will take appropriate affirmative action to rectify any such underutilization.
- (b) That, if it hires additional employees in order to perform this contract or any portion hereof, it will determine the availability of minorities and women in the area(s) from which it may reasonably recruit and it will hire for each job classification for which employees are hired in such a way that minorities and women are not underutilized.
- (c) That, in all solicitations or advertisements for employees placed by it or on its behalf, it will state that all applicants will be afforded equal opportunity without discrimination because of race, color, religion, sex, national origin, ancestry, age, marital status, physical or mental handicap or unfavorable discharge from military service.

That it will send to each labor organization or representative of workers with which it has or is bound by collective bargaining or other agreement or understanding, a notice advising such labor organization or representative of the Contractor's obligations under the Illinois Human Rights Act and the Department's Rules and Regulations. If any such labor organization or representative fails or refuses to cooperate with the Contractor in its efforts to comply with so such Act and Rules and Regulations, the Contractor will promptly so notify the Illinois Department of Human Rights and the contracting agency and will recruit employees from other sources when necessary to fulfill its obligations thereunder.

CHECK SHEET #LRS11

- (e) That it will submit reports as required by the Department of Human Rights Rules and Regulations, furnish all relevant information as may from time to time be requested by the Department or the contracting agency, and in all respects comply with the Illinois Human Rights Act and the Department's Rules and Regulations.
- (f) That it will permit access to all relevant books, records, accounts and work sites by personnel of the contracting agency Illinois Department of Human Rights for purposes of investigation to ascertain compliance with the Illinois Human Rights Act and the Department's Rules and Regulations.
- (g) That it will include verbatim or by reference the provisions of this clause in every subcontract so that such provisions will be binding upon every such subcontractor. In the same manner as with other provisions of this contract, the Contractor will be liable for compliance with applicable provisions of this clause by all its subcontractors; and further it will promptly notify the contracting agency and the Illinois Department of Human Rights in the event any subcontractor fails or refuses to comply therewith. In addition, the Contractor will not utilize any subcontractor declared by the subcontracts with the State of Illinois or any of its political subdivisions or municipal corporations.

CHECK SHEET #LRS12

State of Illinois
Department of Transportation
Bureau of Local Roads and Streets

**SPECIAL PROVISION
FOR
WAGES OF EMPLOYEES ON PUBLIC WORKS**

Effective: January 1, 1999
Revised: January 1, 2015

1. **Prevailing Wages.** All wages paid by the Contractor and each subcontractor shall be in compliance with The Prevailing Wage Act (820 ILCS 130), as amended, except where a prevailing wage violates a federal law, order, or ruling, the rate conforming to the federal law, order, or ruling shall govern. The Illinois Department of Labor publishes the prevailing wage rates on its website. If the Illinois Department of Labor revises the prevailing wage rates, the revised prevailing wage rates on the Illinois Department of Labor's website shall apply to this contract and the Contractor will not be allowed additional compensation on account of said revisions. The Contractor shall review the wage rates applicable to the work of the contract at regular intervals in order to ensure the timely payment of current wage rates. The Contractor agrees that no additional notice is required. The Contractor shall be responsible to notify each subcontractor of the wage rates set forth in this contract and any revisions thereto.
2. **Payroll Records.** The Contractor and each subcontractor shall make and keep, for a period of not less than five years from the date of the last payment on a contract or subcontract, records of all laborers, mechanics, and other workers employed by them on the project; the records shall include information required by 820 ILCS 130/5 for each worker. Upon seven business days' notice, the Contractor and each subcontractor shall make available for inspection and copying at a location within this State during reasonable hours, the payroll records to the public body in charge of the project, its officers and agents, the Director of Labor and his deputies and agents, and to federal, State, or local law enforcement agencies and prosecutors.
3. **Submission of Payroll Records.** The Contractor and each subcontractor shall, no later than the 15th day of each calendar month, file a certified payroll for the immediately preceding month with the public body in charge of the project, except that the full social security number and home address shall not be included on weekly transmittals. Instead the payrolls shall include an identification number for each employee (e.g., the last four digits of the employee's social security number). The certified payroll shall consist of a complete copy of the payroll records, except starting and ending times of work each day may be omitted.

The certified payroll shall be accompanied by a statement signed by the Contractor or subcontractor or an officer, employee, or agent of the Contractor or subcontractor which avers that: (i) he or she has examined the certified payroll records required to be submitted by the Act and such records are true and accurate; (ii) the hourly rate paid to each worker is not less than the general

CHECK SHEET #LRS12

prevailing rate of hourly wages required; and (iii) the Contractor or subcontractor is aware that filing a certified payroll that he or she knows to be false is a Class A misdemeanor.

4. Employee Interviews. The Contractor and each subcontractor shall permit his/her employees to be interviewed on the job, during working hours, by compliance investigators of the Department or the Department of Labor.



NEWS

JB Pritzker, Governor

Michael D. Kleinik, Director

FOR IMMEDIATE RELEASE

July 1, 2020

Contact:

Mike Matulis 217-785-1719

Michael.Matulis@illinois.gov

IDOL Alerts Local Officials on Hiring for Public Works Projects *State Law requires hiring Illinois workers during times of high unemployment*

SPRINGFIELD – Due to the high unemployment rate caused by the ongoing COVID-19 pandemic, the Employment of Illinois Workers on Public Works Act will take effect beginning July 1st. The state law requires the workforce on all public works projects to be comprised of a minimum of 90% Illinois residents.

The Illinois Department of Labor (IDOL) administers the Employment of Illinois Workers on Public Works Act, which was enacted to alleviate unemployment in Illinois by ensuring that most workers on public works projects live in the state. The requirement to employ 90 percent Illinois workers applies to all labor on public works projects or improvements, including projects involving the clean-up and on-site disposal of hazardous waste.

The law comes into effect following two consecutive months of a state unemployment rate above 5 percent. According to the U.S. Bureau of Labor Statistics, Illinois' unemployment rate during the COVID-19 pandemic increased from 4.2 percent in March, to 17.2 percent in April, and 15.2 percent in May. Given the unanticipated and large unemployment increase, IDOL wants to alert public bodies to the details of the law.

“As we all deal with the far-reaching impact of this pandemic, the Illinois Department of Labor wants to remind public officials and employers of the requirements of this law, which has not been triggered in recent years due to low unemployment,” said IDOL Director Michael Kleinik.

Illinois Attorney General Kwame Raoul pledged to work with IDOL to enforce the law.

“As the nation faces record levels of unemployment, the people of Illinois should be assured that government is using all available tools to put Illinois residents back to work,” Attorney General Kwame Raoul said. “The Employment of Illinois Workers on Public Works Act requires contractors on public works projects to prioritize Illinois workers, and my office stands ready to work with the Department of Labor to enforce the law and ensure that public works projects – which are funded by Illinois taxpayers – are completed using the best workforce in the country.”

The law is intended to ensure that projects funded using public dollars employ Illinois residents. That includes public works projects that are funded in whole or in part with state funds or funds administered by the state of Illinois. Any public works project financed in whole or in part by federal funds administered by the state of Illinois is covered under the provisions of this act to the extent permitted by applicable federal law or regulation.

More information about the Employment of Illinois Workers on Public Works Act can be found here:

<http://www.ilga.gov/legislation/ilcs/ilcs3.asp?ActID=549&ChapterID=7>



JB Pritzker, Governor

Michael D. Kleinik, Director

FOR IMMEDIATE RELEASE

May 11, 2020

Contact:

Mike Matulis 217-785-1719

Michael.Matulis@illinois.gov

IDOL Reminds Local Governments They No Longer Need to Approve Prevailing Wage Ordinances

SPRINGFIELD – The Illinois Department of Labor (IDOL) wants to remind local units of governments that while they still must pay prevailing wages for public works projects, a 2019 change in the law means they no longer need to adopt a prevailing wage ordinance or file it with IDOL.

“While most local governments are aware of the change, some continue to adopt prevailing wage ordinances and attempt to file them with the Illinois Department of Labor. That is no longer a requirement,” said IDOL Director Michael Kleinik.

The enactment of Public Act 100-1177, which took effect June 1, 2019, relieves local units of government from the former requirement of passing a prevailing wage ordinance, publishing it and filing it with the Illinois Department of Labor.

The prevailing wage schedules for each county in the state are now ascertained by IDOL and published on its website.

The changes to the Prevailing Wage Act also required IDOL to create an electronic database of certified payrolls where contractors will submit certified payrolls directly online rather than filing them with the local government.

Here is a link to the current prevailing wage rates for Illinois counties:

<https://www2.illinois.gov/idol/Laws-Rules/CONMED/Pages/Rates/2020/March-Rates.aspx>

McHenry County Prevailing Wage Rates posted on 12/1/2020

Trade Title	Rg	Type	C	Base	Foreman	Overtime				H/W	Pension	Vac	Trng	Other Ins
						M-F	Sa	Su	Hol					
ASBESTOS ABT-GEN	All	ALL		44.40	45.40	1.5	1.5	2.0	2.0	14.26	16.05	0.00	0.90	
ASBESTOS ABT-MEC	All	BLD		38.44	41.51	1.5	1.5	2.0	2.0	14.07	12.51	0.00	0.77	
BOILERMAKER	All	BLD		51.56	56.20	2.0	2.0	2.0	2.0	6.97	21.58	0.00	1.20	
BRICK MASON	All	BLD		47.56	52.32	1.5	1.5	2.0	2.0	11.20	20.51	0.00	0.97	
CARPENTER	All	ALL		49.76	51.76	1.5	1.5	2.0	2.0	11.79	23.35	0.00	0.73	
CEMENT MASON	All	ALL		48.20	50.20	2.0	1.5	2.0	2.0	10.90	23.86	0.00	0.50	
CERAMIC TILE FINISHER	All	BLD		41.80	41.80	1.5	1.5	2.0	2.0	11.25	13.41	0.00	0.88	
COMMUNICATION TECHNICIAN	All	BLD		42.41	44.81	1.5	1.5	2.0	2.0	13.79	15.42	0.00	0.85	
ELECTRIC PWR EQMT OP	All	ALL		44.61	60.87	1.5	1.5	2.0	2.0	6.50	12.49	0.00	1.01	1.34
ELECTRIC PWR GRNDMAN	All	ALL		34.27	60.87	1.5	1.5	2.0	2.0	6.50	9.60	0.00	0.77	1.03
ELECTRIC PWR LINEMAN	All	ALL		53.63	60.87	1.5	1.5	2.0	2.0	6.50	15.02	0.00	1.21	1.61
ELECTRIC PWR TRK DRV	All	ALL		35.52	60.87	1.5	1.5	2.0	2.0	6.50	9.95	0.00	0.80	1.07
ELECTRICIAN	All	ALL		51.15	55.55	1.5	1.5	2.0	2.0	15.66	16.98	0.00	1.02	
ELEVATOR CONSTRUCTOR	All	BLD		58.47	65.78	2.0	2.0	2.0	2.0	15.73	18.41	4.68	0.63	
FENCE ERECTOR	E	ALL		44.42	46.42	1.5	1.5	2.0	2.0	13.68	15.40	0.00	0.65	
FENCE ERECTOR	S	ALL		47.99	51.83	2.0	2.0	2.0	2.0	13.06	24.15	0.00	1.03	
GLAZIER	All	BLD		46.35	47.85	1.5	2.0	2.0	2.0	14.79	22.67	0.00	1.26	
HEAT/FROST INSULATOR	All	BLD		51.25	54.33	1.5	1.5	2.0	2.0	14.07	14.26	0.00	0.77	
IRON WORKER	E	ALL		52.51	54.51	2.0	2.0	2.0	2.0	15.15	24.34	0.00	0.44	
IRON WORKER	S	ALL		47.99	51.83	2.0	2.0	2.0	2.0	13.06	24.15	0.00	1.03	
IRON WORKER	W	ALL		40.85	45.75	2.0	2.0	2.0	2.0	12.66	28.22	0.00	1.55	
LABORER	All	ALL		44.40	45.15	1.5	1.5	2.0	2.0	14.26	16.05	0.00	0.90	
LATHER	All	ALL		49.76	51.76	1.5	1.5	2.0	2.0	11.79	23.35	0.00	0.73	
MACHINIST	All	BLD		49.68	52.18	1.5	1.5	2.0	2.0	7.93	8.95	1.85	1.47	
MARBLE FINISHER	All	ALL		35.73	49.05	1.5	1.5	2.0	2.0	11.20	18.71	0.00	0.87	
MARBLE MASON	All	BLD		46.71	51.38	1.5	1.5	2.0	2.0	11.20	19.98	0.00	0.95	
MATERIAL TESTER I	All	ALL		34.40		1.5	1.5	2.0	2.0	14.26	16.05	0.00	0.90	
MATERIALS TESTER II	All	ALL		39.40		1.5	1.5	2.0	2.0	14.26	16.05	0.00	0.90	
MILLWRIGHT	All	ALL		49.76	51.76	1.5	1.5	2.0	2.0	11.79	23.35	0.00	0.73	
OPERATING ENGINEER	All	BLD	1	52.10	56.10	2.0	2.0	2.0	2.0	20.90	17.85	2.00	2.15	
OPERATING ENGINEER	All	BLD	2	50.80	56.10	2.0	2.0	2.0	2.0	20.90	17.85	2.00	2.15	

OPERATING ENGINEER	All	BLD	3	48.25	56.10	2.0	2.0	2.0	2.0	20.90	17.85	2.00	2.15	
OPERATING ENGINEER	All	BLD	4	46.50	56.10	2.0	2.0	2.0	2.0	20.90	17.85	2.00	2.15	
OPERATING ENGINEER	All	BLD	5	55.85	56.10	2.0	2.0	2.0	2.0	20.90	17.85	2.00	2.15	
OPERATING ENGINEER	All	BLD	6	53.10	56.10	2.0	2.0	2.0	2.0	20.90	17.85	2.00	2.15	
OPERATING ENGINEER	All	BLD	7	55.10	56.10	2.0	2.0	2.0	2.0	20.90	17.85	2.00	2.15	
OPERATING ENGINEER	All	FLT		40.00	40.00	1.5	1.5	2.0	2.0	20.50	16.85	2.00	1.65	
OPERATING ENGINEER	All	HWY	1	50.30	54.30	1.5	1.5	2.0	2.0	20.90	17.85	2.00	2.15	
OPERATING ENGINEER	All	HWY	2	49.75	54.30	1.5	1.5	2.0	2.0	20.90	17.85	2.00	2.15	
OPERATING ENGINEER	All	HWY	3	47.70	54.30	1.5	1.5	2.0	2.0	20.90	17.85	2.00	2.15	
OPERATING ENGINEER	All	HWY	4	46.30	54.30	1.5	1.5	2.0	2.0	20.90	17.85	2.00	2.15	
OPERATING ENGINEER	All	HWY	5	45.10	54.30	1.5	1.5	2.0	2.0	20.90	17.85	2.00	2.15	
OPERATING ENGINEER	All	HWY	6	53.30	54.30	1.5	1.5	2.0	2.0	20.90	17.85	2.00	2.15	
OPERATING ENGINEER	All	HWY	7	51.30	54.30	1.5	1.5	2.0	2.0	20.90	17.85	2.00	2.15	
ORNAMENTAL IRON WORKER	E	ALL		51.63	54.13	2.0	2.0	2.0	2.0	14.23	22.25	0.00	1.25	
ORNAMENTAL IRON WORKER	S	ALL		47.99	51.83	2.0	2.0	2.0	2.0	13.06	24.15	0.00	1.03	
PAINTER	All	ALL		48.30	50.30	1.5	1.5	1.5	2.0	18.23	3.65	0.00	1.45	
PAINTER - SIGNS	All	BLD		39.84	44.74	1.5	1.5	2.0	2.0	2.73	3.39	0.00	0.00	
PILEDRIVER	All	ALL		49.76	51.76	1.5	1.5	2.0	2.0	11.79	23.35	0.00	0.73	
PIPEFITTER	All	BLD		50.75	53.75	1.5	1.5	2.0	2.0	10.85	20.85	0.00	2.92	
PLASTERER	All	BLD		45.00	47.70	1.5	1.5	2.0	2.0	15.75	18.14	0.00	1.25	
PLUMBER	All	BLD		52.00	55.10	1.5	1.5	2.0	2.0	16.22	15.60	0.00	1.40	
ROOFER	All	BLD		45.75	49.75	1.5	1.5	2.0	2.0	11.23	13.61	0.00	0.91	
SHEETMETAL WORKER	All	BLD		49.07	51.52	1.5	1.5	2.0	2.0	10.85	17.51	0.00	1.14	2.32
SIGN HANGER	All	BLD		26.07	27.57	1.5	1.5	2.0	2.0	3.80	3.55	0.00	0.00	
SPRINKLER FITTER	All	BLD		50.95	53.45	1.5	1.5	2.0	2.0	13.50	16.80	0.00	0.75	
STEEL ERECTOR	E	ALL		52.51	54.51	2.0	2.0	2.0	2.0	15.15	24.34	0.00	0.44	
STEEL ERECTOR	S	ALL		47.99	51.83	2.0	2.0	2.0	2.0	13.06	24.15	0.00	1.03	
STONE MASON	All	BLD		47.56	52.32	1.5	1.5	2.0	2.0	11.20	20.51	0.00	0.97	
TERRAZZO FINISHER	All	BLD		43.54	43.54	1.5	1.5	2.0	2.0	11.25	15.61	0.00	0.90	
TERRAZZO MASON	All	BLD		47.38	50.88	1.5	1.5	2.0	2.0	11.25	17.07	0.00	0.94	
TILE MASON	All	BLD		48.75	52.75	1.5	1.5	2.0	2.0	11.25	16.90	0.00	0.95	
TRAFFIC SAFETY WORKER	All	HWY		36.75	38.35	1.5	1.5	2.0	2.0	7.95	8.20	0.00	0.75	
TRUCK DRIVER	All	ALL	1	40.29	40.84	1.5	1.5	2.0	2.0	11.00	10.25	0.00	0.15	
TRUCK DRIVER	All	ALL	2	40.44	40.84	1.5	1.5	2.0	2.0	11.00	10.25	0.00	0.15	
TRUCK DRIVER	All	ALL	3	40.64	40.84	1.5	1.5	2.0	2.0	11.00	10.25	0.00	0.15	
TRUCK DRIVER	All	ALL	4	40.84	40.84	1.5	1.5	2.0	2.0	11.00	10.25	0.00	0.15	

TUCKPOINTER	All	BLD		47.25	48.25	1.5	1.5	2.0	2.0	8.59	19.48	0.00	0.94	
-------------	-----	-----	--	-------	-------	-----	-----	-----	-----	------	-------	------	------	--

Legend

Rg Region

Type Trade Type - All,Highway,Building,Floating,Oil & Chip,Rivers

C Class

Base Base Wage Rate

OT M-F Unless otherwise noted, OT pay is required for any hour greater than 8 worked each day, Mon through Fri. The number listed is the multiple of the base wage.

OT Sa Overtime pay required for every hour worked on Saturdays

OT Su Overtime pay required for every hour worked on Sundays

OT Hol Overtime pay required for every hour worked on Holidays

H/W Health/Welfare benefit

Vac Vacation

Trng Training

Other Ins Employer hourly cost for any other type(s) of insurance provided for benefit of worker.

Explanations MCHENRY COUNTY

FENCE ERECTOR (EAST) - That part of the county East and Northeast of a line following Route 31 North to Route 14, northwest to Route 47 north to the Wisconsin State Line.

IRONWORKERS (EAST) - That part of the county East of Rts. 47 and 14.

IRONWORKERS (SOUTH) - That part of the county South of Route 14 and East of Route 47.

IRONWORKERS (WEST) - That part of the county West of Route 47.

The following list is considered as those days for which holiday rates of wages for work performed apply: New Years Day, Memorial Day, Fourth of July, Labor Day, Thanksgiving Day, Christmas Day and Veterans Day in some classifications/counties. Generally, any of these holidays which fall on a Sunday is celebrated on the following Monday. This then makes work performed on that Monday payable at the appropriate overtime rate for holiday pay. Common practice in a given local may alter certain days of celebration. If in doubt, please check with IDOL.

EXPLANATION OF CLASSES

ASBESTOS - GENERAL - removal of asbestos material/mold and hazardous materials from any place in a building, including mechanical systems where those mechanical systems are to be removed. This includes the removal of asbestos materials/mold and hazardous materials from ductwork or pipes in a building when the building is to be demolished at the time or at some close future date.

ASBESTOS - MECHANICAL - removal of asbestos material from mechanical systems, such as pipes, ducts, and boilers, where the mechanical systems are to remain.

CERAMIC TILE FINISHER

The grouting, cleaning, and polishing of all classes of tile, whether for interior or exterior purposes, all burned, glazed or unglazed products; all composition materials, granite tiles, warning detectable tiles, cement tiles, epoxy composite materials, pavers, glass, mosaics, fiberglass, and all substitute materials, for tile made in tile-like units; all mixtures in tile like form of cement, metals, and

other materials that are for and intended for use as a finished floor surface, stair treads, promenade roofs, walks, walls, ceilings, swimming pools, and all other places where tile is to form a finished interior or exterior. The mixing of all setting mortars including but not limited to thin-set mortars, epoxies, wall mud, and any other sand and cement mixtures or adhesives when used in the preparation, installation, repair, or maintenance of tile and/or similar materials. The handling and unloading of all sand, cement, lime, tile, fixtures, equipment, adhesives, or any other materials to be used in the preparation, installation, repair, or maintenance of tile and/or similar materials. Ceramic Tile Finishers shall fill all joints and voids regardless of method on all tile work, particularly and especially after installation of said tile work. Application of any and all protective coverings to all types of tile installations including, but not be limited to, all soap compounds, paper products, tapes, and all polyethylene coverings, plywood, masonite, cardboard, and any new type of products that may be used to protect tile installations, Blastrac equipment, and all floor scarifying equipment used in preparing floors to receive tile. The clean up and removal of all waste and materials. All demolition of existing tile floors and walls to be re-tiled.

COMMUNICATIONS TECHNICIAN

Construction, installation, maintenance and removal of telecommunication facilities (voice, sound, data and video), telephone, security systems, fire alarm systems that are a component of a multiplex system and share a common cable, and data inside wire, interconnect, terminal equipment, central offices, PABX and equipment, micro waves, V-SAT, bypass, CATV, WAN (wide area network), LAN (local area networks), and ISDN (integrated system digital network), pulling of wire in raceways, but not the installation of raceways.

MARBLE FINISHER

Loading and unloading trucks, distribution of all materials (all stone, sand, etc.), stocking of floors with material, performing all rigging for heavy work, the handling of all material that may be needed for the installation of such materials, building of scaffolding, polishing if needed, patching, waxing of material if damaged, pointing up, caulking, grouting and cleaning of marble, holding water on diamond or Carborundum blade or saw for setters cutting, use of tub saw or any other saw needed for preparation of material, drilling of holes for wires that anchor material set by setters, mixing up of molding plaster for installation of material, mixing up thin set for the installation of material, mixing up of sand to cement for the installation of material and such other work as may be required in helping a Marble Setter in the handling of all material in the erection or installation of interior marble, slate, travertine, art marble, serpentine, alberene stone, blue stone, granite and other stones (meaning as to stone any foreign or domestic materials as are specified and used in building interiors and exteriors and customarily known as stone in the trade), carrara, sanionyx, vitrolite and similar opaque glass and the laying of all marble tile, terrazzo tile, slate tile and precast tile, steps, risers treads, base, or any other materials that may be used as substitutes for any of the aforementioned materials and which are used on interior and exterior which are installed in a similar manner.

MATERIAL TESTER I: Hand coring and drilling for testing of materials; field inspection of uncured concrete and asphalt.

MATERIAL TESTER II: Field inspection of welds, structural steel, fireproofing, masonry, soil, facade, reinforcing steel, formwork, cured concrete, and concrete and asphalt batch plants; adjusting proportions of bituminous mixtures.

OPERATING ENGINEER - BUILDING

Class 1. Asphalt Plant; Asphalt Spreader; Autograde; Backhoes with Caisson Attachment; Batch Plant; Benoto (requires Two Engineers); Boiler and Throttle Valve; Caisson Rigs; Central Redi-Mix Plant; Combination Back Hoe Front End-loader Machine; Compressor and Throttle Valve; Concrete Breaker (Truck Mounted); Concrete Conveyor; Concrete Conveyor (Truck Mounted); Concrete Paver Over 27E cu. ft; Concrete Paver 27E cu. ft. and Under; Concrete Placer; Concrete Placing Boom; Concrete Pump (Truck Mounted); Concrete Tower; Cranes, All; Cranes, Hammerhead; Cranes, (GCI and similar Type); Creter Crane; Spider Crane; Crusher, Stone, etc.; Derricks, All; Derricks, Traveling; Formless Curb and Gutter Machine; Grader, Elevating; Grouting Machines; Heavy Duty Self-Propelled Transporter or Prime Mover; Highlift Shovels or Front Endloader 2-1/4 yd. and over; Hoists, Elevators, outside type rack and pinion and similar machines; Hoists, One, Two and Three Drum; Hoists, Two Tugger One Floor; Hydraulic

Backhoes; Hydraulic Boom Trucks; Hydro Vac (and similar equipment); Locomotives, All; Motor Patrol; Lubrication Technician; Manipulators; Pile Drivers and Skid Rig; Post Hole Digger; Pre-Stress Machine; Pump Cretes Dual Ram; Pump Cretes: Squeeze Cretes-Screw Type Pumps; Gypsum Bulker and Pump; Raised and Blind Hole Drill; Roto Mill Grinder; Scoops - Tractor Drawn; Slip-Form Paver; Straddle Buggies; Operation of Tie Back Machine; Tournapull; Tractor with Boom and Side Boom; Trenching Machines.

Class 2. Boilers; Broom, All Power Propelled; Bulldozers; Concrete Mixer (Two Bag and Over); Conveyor, Portable; Forklift Trucks; Highlift Shovels or Front Endloaders under 2-1/4 yd.; Hoists, Automatic; Hoists, Inside Elevators; Hoists, Sewer Dragging Machine; Hoists, Tugger Single Drum; Laser Screed; Rock Drill (Self-Propelled); Rock Drill (Truck Mounted); Rollers, All; Steam Generators; Tractors, All; Tractor Drawn Vibratory Roller; Winch Trucks with "A" Frame.

Class 3. Air Compressor; Combination Small Equipment Operator; Generators; Heaters, Mechanical; Hoists, Inside Elevators (remodeling or renovation work); Hydraulic Power Units (Pile Driving, Extracting, and Drilling); Pumps, over 3" (1 to 3 not to exceed a total of 300 ft.); Low Boys; Pumps, Well Points; Welding Machines (2 through 5); Winches, 4 Small Electric Drill Winches.

Class 4. Bobcats and/or other Skid Steer Loaders; Oilers; and Brick Forklift.

Class 5. Assistant Craft Foreman.

Class 6. Gradall.

Class 7. Mechanics; Welders.

OPERATING ENGINEERS - HIGHWAY CONSTRUCTION

Class 1. Asphalt Plant; Asphalt Heater and Planer Combination; Asphalt Heater Scarfire; Asphalt Spreader; Autograder/GOMACO or other similar type machines: ABG Paver; Backhoes with Caisson Attachment; Ballast Regulator; Belt Loader; Caisson Rigs; Car Dumper; Central Redi-Mix Plant; Combination Backhoe Front Endloader Machine, (1 cu. yd. Backhoe Bucket or over or with attachments); Concrete Breaker (Truck Mounted); Concrete Conveyor; Concrete Paver over 27E cu. ft.; Concrete Placer; Concrete Tube Float; Cranes, all attachments; Cranes, Tower Cranes of all types: Creter Crane: Spider Crane; Crusher, Stone, etc.; Derricks, All; Derrick Boats; Derricks, Traveling; Dredges; Elevators, Outside type Rack & Pinion and Similar Machines; Formless Curb and Gutter Machine; Grader, Elevating; Grader, Motor Grader, Motor Patrol, Auto Patrol, Form Grader, Pull Grader, Subgrader; Guard Rail Post Driver Truck Mounted; Hoists, One, Two and Three Drum; Heavy Duty Self-Propelled Transporter or Prime Mover; Hydraulic Backhoes; Backhoes with shear attachments up to 40' of boom reach; Lubrication Technician; Manipulators; Mucking Machine; Pile Drivers and Skid Rig; Pre-Stress Machine; Pump Cretes Dual Ram; Rock Drill - Crawler or Skid Rig; Rock Drill - Truck Mounted; Rock/Track Tamper; Roto Mill Grinder; Slip-Form Paver; Snow Melters; Soil Test Drill Rig (Truck Mounted); Straddle Buggies; Hydraulic Telescoping Form (Tunnel); Operation of Tieback Machine; Tractor Drawn Belt Loader; Tractor Drawn Belt Loader (with attached pusher - two engineers); Tractor with Boom; Tractaire with Attachments; Traffic Barrier Transfer Machine; Trenching; Truck Mounted Concrete Pump with Boom; Raised or Blind Hole Drills (Tunnel Shaft); Underground Boring and/or Mining Machines 5 ft. in diameter and over tunnel, etc; Underground Boring and/or Mining Machines under 5 ft. in diameter; Wheel Excavator; Widener (APSCO).

Class 2. Batch Plant; Bituminous Mixer; Boiler and Throttle Valve; Bulldozers; Car Loader Trailing Conveyors; Combination Backhoe Front Endloader Machine (Less than 1 cu. yd. Backhoe Bucket or over or with attachments); Compressor and Throttle Valve; Compressor, Common Receiver (3); Concrete Breaker or Hydro Hammer; Concrete Grinding Machine; Concrete Mixer or Paver 7S Series to and including 27 cu. ft.; Concrete Spreader; Concrete Curing Machine, Burlap Machine, Belting Machine and Sealing Machine; Concrete Wheel Saw; Conveyor Muck Cars (Haglund or Similar Type); Drills, All; Finishing Machine - Concrete; Highlift Shovels or Front Endloader; Hoist - Sewer Dragging Machine; Hydraulic Boom Trucks (All Attachments); Hydro-Blaster; Hydro Excavating (excluding hose work); Laser Screed; All Locomotives, Dinky; Off-Road Hauling Units (including articulating) Non Self-Loading Ejection Dump; Pump Cretes: Squeeze Cretes - Screw Type Pumps, Gypsum Bulker and Pump; Roller, Asphalt; Rotary

Snow Plows; Rototiller, Seaman, etc., self-propelled; Self-Propelled Compactor; Spreader - Chip - Stone, etc.; Scraper - Single/Twin Engine/Push and Pull; Scraper - Prime Mover in Tandem (Regardless of Size); Tractors pulling attachments, Sheeps Foot, Disc, Compactor, etc.; Tug Boats.

Class 3. Boilers; Brooms, All Power Propelled; Cement Supply Tender; Compressor, Common Receiver (2); Concrete Mixer (Two Bag and Over); Conveyor, Portable; Farm-Type Tractors Used for Mowing, Seeding, etc.; Forklift Trucks; Grouting Machine; Hoists, Automatic; Hoists, All Elevators; Hoists, Tugger Single Drum; Jeep Diggers; Low Boys; Pipe Jacking Machines; Post-Hole Digger; Power Saw, Concrete Power Driven; Pug Mills; Rollers, other than Asphalt; Seed and Straw Blower; Steam Generators; Stump Machine; Winch Trucks with "A" Frame; Work Boats; Tamper-Form-Motor Driven.

Class 4. Air Compressor; Combination - Small Equipment Operator; Directional Boring Machine; Generators; Heaters, Mechanical; Hydraulic Power Unit (Pile Driving, Extracting, or Drilling); Light Plants, All (1 through 5); Pumps, over 3" (1 to 3 not to exceed a total of 300 ft.); Pumps, Well Points; Vacuum Trucks (excluding hose work); Welding Machines (2 through 5); Winches, 4 Small Electric Drill Winches.

Class 5. SkidSteer Loader (all); Brick Forklifts; Oilers.

Class 6. Field Mechanics and Field Welders

Class 7. Dowell Machine with Air Compressor; Gradall and machines of like nature.

OPERATING ENGINEERS - FLOATING

Diver. Diver Wet Tender, Diver Tender, ROV Pilot, ROV Tender

TRAFFIC SAFETY - Effective November 30, 2018, the description of the traffic safety worker trade in this County is as follows: Work associated with barricades, horses and drums used to reduce lane usage on highway work, the installation and removal of temporary, non-temporary or permanent lane, pavement or roadway markings, and the installation and removal of temporary road signs.

TRUCK DRIVER - BUILDING, HEAVY AND HIGHWAY CONSTRUCTION

Class 1. Two or three Axle Trucks. A-frame Truck when used for transportation purposes; Air Compressors and Welding Machines, including those pulled by cars, pick-up trucks and tractors; Ambulances; Batch Gate Lockers; Batch Hopperman; Car and Truck Washers; Carry-alls; Fork Lifts and Hoisters; Helpers; Mechanics Helpers and Greasers; Oil Distributors 2-man operation; Pavement Breakers; Pole Trailer, up to 40 feet; Power Mower Tractors; Self-propelled Chip Spreader; Skipman; Slurry Trucks, 2-man operation; Slurry Truck Conveyor Operation, 2 or 3 man; Teamsters; Unskilled Dumpman; and Truck Drivers hauling warning lights, barricades, and portable toilets on the job site.

Class 2. Four axle trucks; Dump Crets and Adgetors under 7 yards; Dumpsters, Track Trucks, Euclids, Hug Bottom Dump Turnapulls or Turntrailers when pulling other than self-loading equipment or similar equipment under 16 cubic yards; Mixer Trucks under 7 yards; Ready-mix Plant Hopper Operator, and Winch Trucks, 2 Axles.

Class 3. Five axle trucks; Dump Crets and Adgetors 7 yards and over; Dumpsters, Track Trucks, Euclids, Hug Bottom Dump Turntrailers or turnapulls when pulling other than self-loading equipment or similar equipment over 16 cubic yards; Explosives and/or Fission Material Trucks; Mixer Trucks 7 yards or over; Mobile Cranes while in transit; Oil Distributors, 1-man operation; Pole Trailer, over 40 feet; Pole and Expandable Trailers hauling material over 50 feet long; Slurry trucks, 1-man operation; Winch trucks, 3 axles or more; Mechanic--Truck Welder and Truck Painter.

Class 4. Six axle trucks; Dual-purpose vehicles, such as mounted crane trucks with hoist and accessories; Foreman; Master Mechanic; Self-loading equipment like P.B. and trucks with scoops on the front.

TERRAZZO FINISHER

The handling of sand, cement, marble chips, and all other materials that may be used by the Mosaic Terrazzo Mechanic, and the mixing, grinding, grouting, cleaning and sealing of all Marble, Mosaic, and Terrazzo work, floors, base, stairs, and wainscoting by hand or machine, and in addition, assisting and aiding Marble, Masonic, and Terrazzo Mechanics.

Other Classifications of Work:

For definitions of classifications not otherwise set out, the Department generally has on file such definitions which are available. If a task to be performed is not subject to one of the classifications of pay set out, the Department will upon being contacted state which neighboring county has such a classification and provide such rate, such rate being deemed to exist by reference in this document. If no neighboring county rate applies to the task, the Department shall undertake a special determination, such special determination being then deemed to have existed under this determination. If a project requires these, or any classification not listed, please contact IDOL at 217-782-1710 for wage rates or clarifications.

LANDSCAPING

Landscaping work falls under the existing classifications for laborer, operating engineer and truck driver. The work performed by landscape plantsman and landscape laborer is covered by the existing classification of laborer. The work performed by landscape operators (regardless of equipment used or its size) is covered by the classifications of operating engineer. The work performed by landscape truck drivers (regardless of size of truck driven) is covered by the classifications of truck driver.

MATERIAL TESTER & MATERIAL TESTER/INSPECTOR I AND II

Notwithstanding the difference in the classification title, the classification entitled "Material Tester I" involves the same job duties as the classification entitled "Material Tester/Inspector I". Likewise, the classification entitled "Material Tester II" involves the same job duties as the classification entitled "Material Tester/Inspector II".

CHECK SHEET #LRS13

State of Illinois
Department of Transportation
Bureau of Local Roads and Streets

**SPECIAL PROVISION
FOR
SELECTION OF LABOR**

Effective: January 1, 1999
Revised: January 1, 2012

The Contractor shall comply with all Illinois statutes pertaining to the selection of labor.

Employment of Illinois Workers During Periods of Excessive Unemployment.
Whenever there is a period of excessive unemployment in Illinois, which is defined herein as any month immediately following two consecutive calendar months during which the level of unemployment in the State of Illinois has exceeded five percent as measured by the United States Bureau of Labor Statistics in its monthly publication of employment and unemployment figures, the Contractor shall employ at least 90 percent Illinois laborers. "Illinois laborer" means any person who has resided in Illinois for at least 30 days and intends to become or remain an Illinois resident.

Other laborers may be used when Illinois laborers as defined herein are not available, or are incapable of performing the particular type of work involved, if so certified by the Contractor and approved by the Engineer. The Contractor may place no more than three of his regularly employed non-resident executive and technical experts, who do not qualify as Illinois laborers, to do work encompassed by this Contract during a period of excessive unemployment.

This provision applies to all labor, whether skilled, semi-skilled or unskilled, whether manual or non-manual.

CHECK SHEET #LRS15

State of Illinois
Department of Transportation

**SPECIAL PROVISION
FOR
PARTIAL PAYMENTS**

Effective: January 1, 2007

Add the following after the first paragraph of Article 109.07(a) of the Standard Specifications:

“The State will deduct from the amount so determined for the first 50 percent of the completed work a sum of ten percent to be retained until after the completion of the entire work to the satisfaction of the Engineer. After 50 percent or more of the work is completed, the Engineer may, at his/her discretion, certify the remaining partial payments without any further retention, provided that satisfactory progress is being made, and provided that the amount retained is not less than five percent of the total adjusted contract price. When the principal items of the work have been satisfactorily completed, a semi-final estimate may be made with the consent of the surety. Payment to the Contractor under such an estimate shall not exceed 90 percent of the amount retained after making partial payments, but in no event shall the amount retained after making the semi-final payment be less than one percent of the adjusted contract price, nor less than \$500.00.

When any payment is made directly to the State, payments for completed work shall have deducted the proportionate share of the cost to be borne by the State. The deduction will be the estimated cost to the State divided by the awarded contract value with this percentage applied to the value of work in place. Any adjustment to be made because of changed quantities will be made when the final payment is being processed. No retainage will be held from the value of such payments.”

CHECK SHEET #LRS16

State of Illinois
Department of Transportation
Bureau of Local Roads and Streets

**SPECIAL PROVISION
FOR
PROTESTS ON LOCAL LETTINGS**

Effective: January 1, 2007
Revised: January 1, 2013

Except for apprenticeship and training certification issues, all protests shall be handled according to Sections 6.390 through 6.440 of Title 44 Subtitle A Chapter III Part 6 of the Illinois Administrative Code. For the purpose of a protest under this special provision, a representative of the awarding local authority executing the contract will perform the functions of the Chief Procurement Officer (CPO) and the State Purchasing Officer (SPO).

CHECK SHEET #LRS17

State of Illinois
Department of Transportation
Bureau of Local Roads and Streets

**SPECIAL PROVISION
FOR
SUBSTANCE ABUSE PREVENTION PROGRAM**

Effective: January 1, 2008
Revised: January 1, 2014

In addition to all other labor requirements set forth in this proposal and in the Standard Specification for Road and Bridge Construction, adopted by the Department, during the performance of this contract, the Contractor for itself, its assignees, and successors in interest (hereinafter referred to as the "Contractor") agrees as follows:

Substance Abuse Prevention Program. Before the Contractor and any subcontractor commences work, the Contractor and any subcontractor shall have in place a written Substance Abuse Prevention Program for the prevention of substance abuse among its employees which meets or exceeds the requirements in 820 ILCS 265 or shall have a collective bargaining agreement in effect dealing with the subject matter of 820 ILCS 265.

The Contractor and any subcontractor shall file with the public body engaged in the construction of the public works: a copy of the Substance Abuse Prevention Program along with a cover letter certifying that their program meets the requirements of the Act, or a letter certifying that the Contractor or a subcontractor has a collective bargaining agreement in effect dealing with the subject matter of this Act.

State of Illinois
Department of Transportation
Bureau of Local Roads and Streets

SPECIAL PROVISION
FOR
INSURANCE

Effective: February 1, 2007
Revised: August 1, 2007

All references to Sections or Articles in this specification shall be construed to mean specific Section or Article of the Standard Specifications for Road and Bridge Construction, adopted by the Department of Transportation.

The Contractor shall name the following entities as additional insured under the Contractor's general liability insurance policy in accordance with Article 107.27:

McHenry County Division of Transportation

Alden Township Road District

The entities listed above and their officers, employees, and agents shall be indemnified and held harmless in accordance with Article 107.26.

State of Illinois
DEPARTMENT OF TRANSPORTATION
Bureau of Local Roads & Streets

SPECIAL PROVISION
FOR
FILLING HMA CORE HOLES WITH NON-SHRINK GROUT

Effective: January 1, 2008

All references to Sections and Articles in this Special Provision shall be construed to mean specific Sections and Articles in the Standard Specifications for Road and Bridge Construction adopted by the Department of Transportation.

Add the following after the first paragraph of Article 406.07(c) of the Standard Specifications:

“Upon completion of coring for density testing, all free water shall be removed from the core holes prior to filling. All core holes shall be filled with a non-shrink grout from the Department’s approved list, which shall be mixed in a separate container prior to placement in the hole. Only enough water to permit placement and consolidation by rodding shall be used, and the material shall be struck-off flush with the adjacent pavement.”

BDE SPECIAL PROVISIONS
For the January 15 and March 5, 2021 Lettings

The following special provisions indicated by a "check mark" are applicable to this contract and will be included by the Project Coordination and Implementation Section of the BD&E. An * indicates a new or revised special provision for the letting.

File Name	#		Special Provision Title	Effective	Revised
	80099	1	<input type="checkbox"/> Accessible Pedestrian Signals (APS)	April 1, 2003	April 1, 2020
	80274	2	<input type="checkbox"/> Aggregate Subgrade Improvement	April 1, 2012	April 1, 2016
	80192	3	<input type="checkbox"/> Automated Flagger Assistance Device	Jan. 1, 2008	
	80173	4	<input type="checkbox"/> Bituminous Materials Cost Adjustments	Nov. 2, 2006	Aug. 1, 2017
	80426	5	<input type="checkbox"/> Bituminous Surface Treatment with Fog Seal	Jan. 1, 2020	
	80241	6	<input type="checkbox"/> Bridge Demolition Debris	July 1, 2009	
	50261	7	<input type="checkbox"/> Building Removal-Case I (Non-Friable and Friable Asbestos)	Sept. 1, 1990	April 1, 2010
	50481	8	<input type="checkbox"/> Building Removal-Case II (Non-Friable Asbestos)	Sept. 1, 1990	April 1, 2010
	50491	9	<input type="checkbox"/> Building Removal-Case III (Friable Asbestos)	Sept. 1, 1990	April 1, 2010
	50531	10	<input type="checkbox"/> Building Removal-Case IV (No Asbestos)	Sept. 1, 1990	April 1, 2010
*	80425	11	<input type="checkbox"/> Cape Seal	Jan. 1, 2020	Jan. 1, 2021
	80384	12	<input type="checkbox"/> Compensable Delay Costs	June 2, 2017	April 1, 2019
	80198	13	<input type="checkbox"/> Completion Date (via calendar days)	April 1, 2008	
	80199	14	<input type="checkbox"/> Completion Date (via calendar days) Plus Working Days	April 1, 2008	
	80293	15	<input type="checkbox"/> Concrete Box Culverts with Skews > 30 Degrees and Design Fills ≤ 5 Feet	April 1, 2012	July 1, 2016
	80311	16	<input type="checkbox"/> Concrete End Sections for Pipe Culverts	Jan. 1, 2013	April 1, 2016
	80261	17	<input type="checkbox"/> Construction Air Quality – Diesel Retrofit	June 1, 2010	Nov. 1, 2014
	80387	18	<input type="checkbox"/> Contrast Preformed Plastic Pavement Marking	Nov. 1, 2017	
*	80434	19	<input type="checkbox"/> Corrugated Plastic Pipe (Culvert and Storm Sewer)	Jan. 1, 2021	
	80029	20	<input type="checkbox"/> Disadvantaged Business Enterprise Participation	Sept. 1, 2000	March 2, 2019
	80402	21	<input type="checkbox"/> Disposal Fees	Nov. 1, 2018	
	80378	22	<input type="checkbox"/> Dowel Bar Inserter	Jan. 1, 2017	Jan. 1, 2018
	80421	23	<input type="checkbox"/> Electric Service Installation	Jan. 1, 2020	
	80415	24	<input type="checkbox"/> Emulsified Asphalts	Aug. 1, 2019	
	80423	25	<input type="checkbox"/> Engineer's Field Office and Laboratory	Jan. 1, 2020	
	80229	26	<input type="checkbox"/> Fuel Cost Adjustment	April 1, 2009	Aug. 1, 2017
	80417	27	<input type="checkbox"/> Geotechnical Fabric for Pipe Underdrains and French Drains	Nov. 1, 2019	
	80420	28	<input type="checkbox"/> Geotextile Retaining Walls	Nov. 1, 2019	
*	80433	29	<input type="checkbox"/> Green Preformed Thermoplastic Pavement Markings	Jan. 1, 2021	
	80304	30	<input type="checkbox"/> Grooving for Recessed Pavement Markings	Nov. 1, 2012	Nov. 1, 2020
	80422	31	<input type="checkbox"/> High Tension Cable Median Barrier	Jan. 1, 2020	Nov. 1, 2020
	80416	32	<input type="checkbox"/> Hot-Mix Asphalt – Binder and Surface Course	July 2, 2019	Nov. 1, 2019
	80398	33	<input type="checkbox"/> Hot-Mix Asphalt – Longitudinal Joint Sealant	Aug. 1, 2018	Nov. 1, 2019
*	80406	34	<input type="checkbox"/> Hot-Mix Asphalt – Mixture Design Verification and Production (Modified for I-FIT)	Jan. 1, 2019	Jan. 1, 2021
	80347	35	<input type="checkbox"/> Hot-Mix Asphalt – Pay for Performance Using Percent Within Limits – Jobsite Sampling	Nov. 1, 2014	July 2, 2019
	80383	36	<input type="checkbox"/> Hot-Mix Asphalt – Quality Control for Performance	April 1, 2017	July 2, 2019
	80411	37	<input type="checkbox"/> Luminaires, LED	April 1, 2019	
	80393	38	<input type="checkbox"/> Manholes, Valve Vaults, and Flat Slab Tops	Jan. 1, 2018	March 1, 2019
	80045	39	<input type="checkbox"/> Material Transfer Device	June 15, 1999	Aug. 1, 2014
	80418	40	<input type="checkbox"/> Mechanically Stabilized Earth Retaining Walls	Nov. 1, 2019	Nov. 1, 2020
*	80424	41	<input type="checkbox"/> Micro-Surfacing and Slurry Sealing	Jan. 1, 2020	Jan. 1, 2021
	80428	42	<input type="checkbox"/> Mobilization	April 1, 2020	
	80412	43	<input type="checkbox"/> Obstruction Warning Luminaires, LED	Aug. 1, 2019	
	80430	44	<input type="checkbox"/> Portland Cement Concrete – Haul Time	July 1, 2020	
	80359	45	<input type="checkbox"/> Portland Cement Concrete Bridge Deck Curing	April 1, 2015	Nov. 1, 2019
	80431	46	<input type="checkbox"/> Portland Cement Concrete Pavement Patching	July 1, 2020	

80432	47	<input type="checkbox"/>	Portland Cement Concrete Pavement Placement	July 1, 2020	
80300	48	<input type="checkbox"/>	Preformed Plastic Pavement Marking Type D - Inlaid	April 1, 2012	April 1, 2016
34261	49	<input type="checkbox"/>	Railroad Protective Liability Insurance	Dec. 1, 1986	Jan. 1, 2006
80157	50	<input type="checkbox"/>	Railroad Protective Liability Insurance (5 and 10)	Jan. 1, 2006	
* 80306	51	<input type="checkbox"/>	Reclaimed Asphalt Pavement (RAP) and Reclaimed Asphalt Shingles (RAS)	Nov. 1, 2012	Jan. 1, 2021
80407	52	<input type="checkbox"/>	Removal and Disposal of Regulated Substances	Jan. 1, 2019	Jan. 1, 2020
80419	53	<input type="checkbox"/>	Silt Fence, Inlet Filters, Ground Stabilization and Riprap Filter Fabric	Nov. 1, 2019	April 1, 2020
80395	54	<input type="checkbox"/>	Sloped Metal End Section for Pipe Culverts	Jan. 1, 2018	
80340	55	<input type="checkbox"/>	Speed Display Trailer	April 2, 2014	Jan. 1, 2017
80127	56	<input type="checkbox"/>	Steel Cost Adjustment	April 2, 2004	Aug. 1, 2017
80408	57	<input type="checkbox"/>	Steel Plate Beam Guardrail Manufacturing	Jan. 1, 2019	
80413	58	<input type="checkbox"/>	Structural Timber	Aug. 1, 2019	
80397	59	<input type="checkbox"/>	Subcontractor and DBE Payment Reporting	April 2, 2018	
80391	60	<input type="checkbox"/>	Subcontractor Mobilization Payments	Nov. 2, 2017	April 1, 2019
* 80435	61	<input type="checkbox"/>	Surface Testing of Pavements – IRI	Jan. 1, 2021	
80298	62	<input type="checkbox"/>	Temporary Pavement Marking	April 1, 2012	April 1, 2017
80409	63	<input type="checkbox"/>	Traffic Control Devices - Cones	Jan. 1, 2019	
80410	64	<input type="checkbox"/>	Traffic Spotters	Jan. 1, 2019	
20338	65	<input type="checkbox"/>	Training Special Provisions	Oct. 15, 1975	
80318	66	<input type="checkbox"/>	Traversable Pipe Grate for Concrete End Sections	Jan. 1, 2013	Jan. 1, 2018
80429	67	<input type="checkbox"/>	Ultra-Thin Bonded Wearing Course	April 1, 2020	
80288	68	<input type="checkbox"/>	Warm Mix Asphalt	Jan. 1, 2012	April 1, 2016
80302	69	<input type="checkbox"/>	Weekly DBE Trucking Reports	June 2, 2012	April 2, 2015
80414	70	<input type="checkbox"/>	Wood Fence Sight Screen	Aug. 1, 2019	April 1, 2020
80427	71	<input type="checkbox"/>	Work Zone Traffic Control Devices	Mar. 2, 2020	
80071	72	<input type="checkbox"/>	Working Days	Jan. 1, 2002	

The following special provisions are in the 2021 Supplemental Specifications and Recurring Special Provisions.

<u>File Name</u>	<u>Special Provision Title</u>	<u>New Location(s)</u>	<u>Effective</u>	<u>Revised</u>
80277	Concrete Mix Design – Department Provided	Check Sheet #37	Jan. 1, 2012	April 1, 2016
80405	Elastomeric Bearings	Article 1083.01	Jan. 1, 2019	
80388	Equipment Parking and Storage	Article 701.11	Nov. 1, 2017	
80165	Moisture Cured Urethane Paint System	Article 1008.06	Nov. 1, 2006	Jan. 1, 2010
80349	Pavement Marking Blackout Tape	Articles 701.04, 701.19(f), 701.20(j) and 1095.06	Nov. 1, 2014	April 1, 2016
80371	Pavement Marking Removal	Articles 783.02-783.04, 783.06 and 1101.13	July 1, 2016	
80389	Portland Cement Concrete	Article 1020.04 Table 1 and Note 4	Nov. 1, 2017	
80403	Traffic Barrier Terminal, Type 1 Special	Articles 631.04 and 631.12	Nov. 1, 2018	

The following special provisions have been deleted from use.

<u>File Name</u>	<u>Special Provision Title</u>	<u>Effective</u>	<u>Revised</u>
80317	Surface Testing of Hot-Mix Asphalt Overlays	Jan. 1, 2013	Aug. 1, 2019

The following special provisions require additional information from the designer. The additional information needs to be submitted as a separate document. The Project Coordination and Implementation section will then include the information in the applicable special provision.

- Bridge Demolition Debris
- Building Removal - Case I
- Building Removal – Case II
- Building Removal - Case III
- Building Removal-Case IV
- Completion Date
- Completion Date Plus Working Days
- DBE Participation
- Material Transfer Device
- Railroad Protective Liability Insurance
- Training Special Provisions
- Working Days

HOT-MIX ASPHALT - DENSITY TESTING OF LONGITUDINAL JOINTS (BDE)

Effective: January 1, 2010

Revised: April 1, 2016

Description. This work shall consist of testing the density of longitudinal joints as part of the quality control/quality assurance (QC/QA) of hot-mix asphalt (HMA). Work shall be according to Section 1030 of the Standard Specifications except as follows.

Quality Control/Quality Assurance (QC/QA). Delete the second and third sentence of the third paragraph of Article 1030.05(d)(3) of the Standard Specifications.

Add the following paragraphs to the end of Article 1030.05(d)(3) of the Standard Specifications:

“Longitudinal joint density testing shall be performed at each random density test location. Longitudinal joint testing shall be located at a distance equal to the lift thickness or a minimum of 4 in. (100 mm), from each pavement edge. (i.e. for a 5 in. (125 mm) lift the near edge of the density gauge or core barrel shall be within 5 in. (125 mm) from the edge of pavement.) Longitudinal joint density testing shall be performed using either a correlated nuclear gauge or cores.

- a. Confined Edge. Each confined edge density shall be represented by a one-minute nuclear density reading or a core density and shall be included in the average of density readings or core densities taken across the mat which represents the Individual Test.
- b. Unconfined Edge. Each unconfined edge joint density shall be represented by an average of three one-minute density readings or a single core density at the given density test location and shall meet the density requirements specified herein. The three one-minute readings shall be spaced 10 ft (3 m) apart longitudinally along the unconfined pavement edge and centered at the random density test location.”

Revise the Density Control Limits table in Article 1030.05(d)(4) of the Standard Specifications to read:

“Mixture Composition	Parameter	Individual Test (includes confined edges)	Unconfined Edge Joint Density Minimum
IL-4.75	Ndesign = 50	93.0 – 97.4% ^{1/}	91.0%
IL-9.5	Ndesign = 90	92.0 – 96.0%	90.0%
IL-9.5,IL-9.5L	Ndesign < 90	92.5 – 97.4%	90.0%
IL-19.0	Ndesign = 90	93.0 – 96.0%	90.0%
IL-19.0, IL-19.0L	Ndesign < 90	93.0 ^{2/} – 97.4%	90.0%
SMA	Ndesign = 50 & 80	93.5 – 97.4%	91.0%”

HOT-MIX ASPHALT – TACK COAT (BDE)

Effective: November 1, 2016

Revise Article 1032.06(a) of the Standard Specifications to read:

“(a) Anionic Emulsified Asphalt. Anionic emulsified asphalts shall be according to AASHTO M 140. SS-1h emulsions used as a tack coat shall have the cement mixing test waived.”

80376

FRICITION AGGREGATE (D-1)

Effective: January 1, 2011
 Revised: April 29, 2016

Revise Article 1004.03(a) of the Standard Specifications to read:

“1004.03 Coarse Aggregate for Hot-Mix Asphalt (HMA). The aggregate shall be according to Article 1004.01 and the following.

(a) Description. The coarse aggregate for HMA shall be according to the following table.

Use	Mixture	Aggregates Allowed
Class A	Seal or Cover	<u>Allowed Alone or in Combination</u> ^{5/} : Gravel Crushed Gravel Carbonate Crushed Stone Crystalline Crushed Stone Crushed Sandstone Crushed Slag (ACBF) Crushed Steel Slag Crushed Concrete
HMA Low ESAL	Stabilized Subbase or Shoulders	<u>Allowed Alone or in Combination</u> ^{5/} : Gravel Crushed Gravel Carbonate Crushed Stone Crystalline Crushed Stone Crushed Sandstone Crushed Slag (ACBF) Crushed Steel Slag ^{1/} Crushed Concrete
HMA High ESAL Low ESAL	Binder IL-19.0 or IL-19.0L SMA Binder	<u>Allowed Alone or in Combination</u> ^{5/ 6/} : Crushed Gravel Carbonate Crushed Stone ^{2/} Crystalline Crushed Stone Crushed Sandstone Crushed Slag (ACBF) Crushed Concrete ^{3/}

Use	Mixture	Aggregates Allowed	
HMA High ESAL Low ESAL	C Surface and Leveling Binder IL-9.5 or IL-9.5L SMA Ndesign 50 Surface	<u>Allowed Alone or in Combination</u> ^{5/} : Crushed Gravel Carbonate Crushed Stone ^{2/} Crystalline Crushed Stone Crushed Sandstone Crushed Slag (ACBF) Crushed Steel Slag ^{4/} Crushed Concrete ^{3/}	
HMA High ESAL	D Surface and Leveling Binder IL-9.5 SMA Ndesign 50 Surface	<u>Allowed Alone or in Combination</u> ^{5/} : Crushed Gravel Carbonate Crushed Stone (other than Limestone) ^{2/} Crystalline Crushed Stone Crushed Sandstone Crushed Slag (ACBF) Crushed Steel Slag ^{4/} Crushed Concrete ^{3/}	
		<u>Other Combinations Allowed:</u>	
		<i>Up to...</i>	<i>With...</i>
		25% Limestone	Dolomite
		50% Limestone	Any Mixture D aggregate other than Dolomite
75% Limestone	Crushed Slag (ACBF) or Crushed Sandstone		
HMA High ESAL	E Surface IL-9.5 SMA Ndesign 80 Surface	<u>Allowed Alone or in Combination</u> ^{5/ 6/} : Crystalline Crushed Stone Crushed Sandstone Crushed Slag (ACBF) Crushed Steel Slag No Limestone.	
		<u>Other Combinations Allowed:</u> <i>Up to...</i>	<i>With...</i>

Use	Mixture	Aggregates Allowed	
		50% Dolomite ^{2/}	Any Mixture E aggregate
		75% Dolomite ^{2/}	Crushed Sandstone, Crushed Slag (ACBF), Crushed Steel Slag, or Crystalline Crushed Stone
		75% Crushed Gravel ^{2/} or Crushed Concrete ^{3/}	Crushed Sandstone, Crystalline Crushed Stone, Crushed Slag (ACBF), or Crushed Steel Slag
HMA High ESAL	F Surface IL-9.5 SMA Ndesign 80 Surface	<u>Allowed Alone or in Combination</u> ^{5/ 6/} :	
		Crystalline Crushed Stone Crushed Sandstone Crushed Slag (ACBF) Crushed Steel Slag No Limestone.	
		<u>Other Combinations Allowed:</u>	
		<i>Up to...</i>	<i>With...</i>
		50% Crushed Gravel ^{2/} , Crushed Concrete ^{3/} , or Dolomite ^{2/}	Crushed Sandstone, Crushed Slag (ACBF), Crushed Steel Slag, or Crystalline Crushed Stone

- 1/ Crushed steel slag allowed in shoulder surface only.
- 2/ Carbonate crushed stone (limestone) and/or crushed gravel shall not be used in SMA Ndesign 80. In SMA Ndesign 50, carbonate crushed stone shall not be blended with any of the other aggregates allowed alone in Ndesign 50 SMA binder or Ndesign 50 SMA surface.
- 3/ Crushed concrete will not be permitted in SMA mixes.
- 4/ Crushed steel slag shall not be used as leveling binder.
- 5/ When combinations of aggregates are used, the blend percent measurements shall be by volume."
- 6/ Combining different types of aggregate will not be permitted in SMA Ndesign 80."

SAFETY EDGE (BDE)

Effective: April 1, 2011

Add the following to Article 406.06 of the Standard Specifications:

- "(h) Safety Edge. The HMA surface course at the edge of pavement, or edge of shoulder strip, shall be finished with a safety edge as shown on the plans.

The device which forms the safety edge shall be mounted on the paver screed against the end gate and shall be removable or be able to be lifted when not in use. The device shall be designed to maintain contact with surface of the shoulder and allow automatic transition to cross roads, driveways and obstructions. The device shall also constrain the HMA material and increase the consolidation of the extruded profile. The use of a conventional single plate strike-off will not be allowed.

Rollers will not be allowed on the sloped face of the safety edge."

80271

Table of Contents

<u>LOCATION OF IMPROVEMENTS</u>	1
<u>DESCRIPTION OF IMPROVEMENTS</u>	1
<u>PROJECT FUNDING</u>	1
<u>COMPLETION DATE</u>	1
<u>HIGHWAY STANDARDS</u>	2
<u>TRAFFIC CONTROL PLAN</u>	2
<u>BITUMINOUS MATERIALS (TACK COAT)</u>	2
<u>BITUMINOUS MATERIALS (PRIME COAT)</u>	3
<u>AGGREGATE SHOULDERS TYPE B (SPECIAL)</u>	3
<u>BASE PREPARATION - PULVERIZATION (SPECIAL)</u>	4
<u>QUALITY CONTROL/QUALITY ASSURANCE</u>	5
<u>HMA SURFACE REMOVAL - BUTT JOINT</u>	6
<u>HMA MIXTURE DESIGN REQUIREMENTS (D-1)</u>	7
<u>RECLAIMED ASPHALT PAVEMENT AND RECLAIMED ASPHALT SHINGLES (D-1)</u>	13
<u>FINAL CLEAN-UP</u>	22
<u>LIEN WAIVERS</u>	22
<u>LOCATION MAP</u>	23
<u>PROJECT SUMMARY</u>	26
<u>SUMMARY OF QUANTITIES</u>	27
<u>ESTIMATE OF QUANTITIES</u>	28



Special Provisions

The following Special Provisions supplement the “Standard Specifications for Road and Bridge Construction”, Adopted April 1, 2016, the latest edition of the “Manual on Uniform Traffic Control Devices for Streets and Highways”, and the “Manual of Test Procedures of Materials” in effect on the date of invitation of bids, and the Supplemental Specifications and Recurring Special Provisions indicated on the Check Sheet included herein which apply to and govern the construction of Various Roadways; Section 21-01000-01-GM, and in case of conflict with any part, or parts, of said Specifications, the said Special Provisions shall take precedence and shall govern.

ALDEN TOWNSHIP RESURFACING

ROUTE: VARIOUS
SECTION: 21-01000-01-GM
COUNTY: MCHENRY

LOCATION OF IMPROVEMENTS

The location for this section is in Alden Township, McHenry County, Illinois on O’Brien Road, Thayer Road, and Hebron Road with an improvement length of 11,470.0 feet.

DESCRIPTION OF IMPROVEMENTS

For Locations A and B, O’Brien Road and Thayer Road, the work consists of the construction of a 1.5” lift of Hot-Mix Asphalt Surface Course, IL-9.5, N50, and Raise Reflective Pavement Marker Removal and Installation, along with necessary and related work as detailed in the Special Provisions and the Estimate of Quantities.

For Locations C and D, Hebron Road, the work consists of Base Preparation-Pulverization (Special), the construction of a 2.25” lift of HMA Binder Course, IL 19.0, N50, and along with necessary and related work as detailed in the Special Provisions and the Estimate of Quantities.

PROJECT FUNDING

This improvement is being funded as follows:

MFT Funds	=	\$88,000.00
TRF Funds	=	\$53,000.00
Rebuild IL Funds	=	\$41,594.56
Township Funds	=	Rest of all Construction Costs

COMPLETION DATE

The Completion Date for this contract shall be August 27, 2021. The provisions of Article 108.09 of the Standard Specifications shall apply to this completion date.

HIGHWAY STANDARDS

701011-04	Off-Road Moving Operations, 2L, 2W, Day Only
701301-04	Lane Closure, 2L, 2W, Short Time Operations
701306-03	Lane Closure, 2L, 2W, Slow Moving Operations Day Only, For Speeds \geq 45 MPH
701311-03	Lane Closure, 2L, 2W, Moving Operations – Day Only
701901-04	Traffic Control Devices
BLR 24-2	Mailbox Turnout for Local Roads
BD32	Butt Joint and HMA Taper Details
TC-10	Traffic Control and Protection for Side Roads, Intersections and Driveways
TC-14	Traffic Control and Protection at Turn Bays (To Remain Open to Traffic)
TC-16	Short Term Pavement Marking Letters and Symbols

TRAFFIC CONTROL PLAN

Traffic Control shall be according to the applicable sections of the Standard Specifications, the Supplemental Specifications, the “Illinois Manual on Uniform Traffic Control Devices for Streets and Highways”, any special details and Highway Standards contained in the plans, and the Special Provisions contained herein.

Special attention is called to Article 107.09 of the Standard Specifications and the following Highway Standards, Details, Quality Standard for Work Zone Traffic Control Devices, Recurring Special Provisions contained herein, relating to traffic control.

For projects that shall exceed four (4) days duration, all signs except those referring to daily lane closures shall be post-mounted in accordance with Highway Standard 701901.

The Contractor shall insure that all traffic control devices installed by the contractor are in place and operational every day, including Sundays, holidays and under all weather conditions.

The Contractor shall obtain, erect, maintain and remove any and all signs, barricades, flaggers and other traffic control devices as may be necessary for the purpose of regulating, warning and guiding traffic. No contractor personnel or equipment shall be allowed onto the road surface or shoulders unless flaggers and traffic control devices are in place. Placement and maintenance of all traffic control devices shall be in accordance with the applicable Highway Standards and as directed by the Engineer.

All traffic control and traffic control devices shall be considered incidental to the contract and will not be measured for payment.

BITUMINOUS MATERIALS (TACK COAT)

Bituminous Materials (Tack Coat) shall be placed in accordance with Article 406 of the Standard Specifications.

For Locations A and B, O’Brien Road and Thayer Road, the application rate will be 0.05 pounds per square foot on aged non-milled Hot-Mix Asphalt prior to placing the Hot-Mix Asphalt Surface Course, IL 9.5, N50.

BITUMINOUS MATERIALS (PRIME COAT)

Bituminous Materials (Prime Coat) shall be placed in accordance with Article 406 of the Standard Specifications.

For Location C and D, Hebron Road, the application rate will be 0.25 pounds per square foot on the aggregate base prior to placing the Hot-Mix-Asphalt Binder Course.

AGGREGATE SHOULDERS TYPE B (SPECIAL)

Aggregate Shoulders Type B (Special) will be placed in accordance with Article 481 of the Standard Specifications. **For Locations A and B, O'Brien Road and Thayer Road, the aggregate shoulder will be installed at a nominal width of 2.0' and a nominal thickness of 1.5". For Location's C and D, Hebron Road, the aggregate shoulder will be installed at a nominal width of 2.0' and a nominal thickness of 2.25".**

All coarse aggregate shoulder material shall be 100% crushed stone, crushed gravel, or crushed concrete material and shall meet the IDOT specifications for CA-6. No Reclaimed Asphalt Pavement (RAP) shall be used for shoulder material even if the RAP material meets the required CA-6 gradation requirements.

BASE PREPARATION - PULVERIZATION (SPECIAL)

Before work begins all Traffic Control devices and signage shall be installed to the satisfaction of the Engineer. During the work, one lane of the road will remain open to traffic at all times. This work shall consist of pulverizing, to a nominal combined thickness of six (6") inches of existing bituminous road surface and aggregate base, and relaying of the pulverized material onto the roadbed. The actual depth to be pulverized can vary depending on the existing conditions in the field or as directed by the Engineer.

The existing asphalt shall be pulverized to the specified depth and 100 percent of the pulverized material shall pass a 1-½" screen. Depending on the depth of the existing bituminous materials, the existing aggregate base course may also be pulverized and mixed with the asphalt material during the pulverization. Immediately after pulverizing, the lay down of the material shall be accomplished using a paver, grader, or a combination as necessary to achieve the proper profile and crown as directed by the Engineer.

The contractor shall be capable of adding sufficient water to achieve the required compaction. The re-laid material shall be immediately compacted in the following sequence: First with a vibratory pads foot roller and second with a vibratory steel drum roller. Water shall be added prior to and during compaction as required. The surface shall be rolled to the degree that there will be no appreciable displacement of material either laterally or longitudinally under the compacting equipment.

The lift thickness and compaction equipment shall be as follows: For an in-place depth of material to be pulverized, a minimum of 25,000 lb. pads foot vibratory roller and a minimum of 25,000 lb. steel drum vibratory roller shall be used.

At the completion of each working day, where the pulverized and re-laid asphalt pavement surfaces abut there shall not be a difference in elevation of over one (1) inch either longitudinally or transversely. When the difference is greater than one (1) inch a ramp shall be placed until work on the project continues.

The existing asphalt surface, to the limits of the mailbox turnouts and driveway approaches, shall be removed and the asphalt material shall be placed on the mainline road to be incorporated into the pulverizing operation on the mainline road. The mailbox turnouts and driveway approaches shall be pulverized to the limits determined by the engineer to whatever width dimension is necessary to create and maintain a satisfactory riding condition. After the pulverizing of the road, the pulverized material shall be placed back onto the driveway approaches and mail box turnouts and compacted during the compaction of the mainline road.

A proof roll is required before proceeding with any HMA paving. The proof roll shall be performed in the presence of the engineer. The proof roll shall be performed with a fully loaded tandem three axle dump truck. The entire road shall be proof rolled. Any deflection of more than one half (1/2") inch in the newly pulverized road shall be considered unacceptable. The proof roll shall not be paid for separately, but shall be considered incidental to this pay item.

The subgrade shall be firm and able to support construction equipment without displacement. Additional drying and/or compaction of the pulverized material shall be accomplished as needed. Soft or yielding subgrade shall be corrected and made stable before construction proceeds. Excess material will be removed and disposed of by the Contractor and the base shall be brought to a smooth grade and proper crown. Removal of excess material shall be considered incidental to this pay item. Additionally, Removal

of any excess material related to creating a proper transition for driveways entrances to the roadway shall be considered incidental to this pay item.

Unstable and/or unsuitable material shall be removed and replaced with CA-6 aggregate and geotechnical fabric for ground stabilization as directed by the engineer. The contractor shall not excavate below a depth of twelve (12") inches without approval of the engineer. The quantities listed on the Schedule of Prices sheet for these items are estimated for bidding purposes and may increase or decrease based upon field conditions and no adjustment in unit price will be made.

Method of Measurement. This work will be measured for payment as follows.

- (a) Measured Quantities. Prior to work beginning Base Preparation – Pulverization (Special) will be measured for payment based upon the dimensions of the existing pavement that is to be removed. Base Preparation - Pulverization (Special) will be measured for payment in place and the area computed in square yards.

The volume of unstable or unsuitable material removed will be measured for payment in cubic yards and associated aggregate replacement will be measured for payment in tons of material placed.

Geotechnical fabric shall be installed in accordance with the applicable parts of Article 210 of the Standard Specifications. Geotechnical Fabric shall be measured for payment in place and the area computed in square yards.

- (b) Adjustment of Quantities. The quantity of Base Preparation - Pulverization (Special) will be adjusted if the pulverized thickness varies more than 15 percent from the thickness specified. The quantity will be either increased or decreased according to the table listed in Article 440.07 (c) of the Standard Specification. Any variation in thickness shall be as directed and approved by the Engineer.

Basis of Payment. This work will be paid at the contract unit price per square yard for BASE PREPARATION– PULVERIZATION (SPECIAL), which price shall include pulverization of base, watering, relaying of material, shaping, compacting and removal of excess material; at the contract unit price per cubic yard for REMOVAL AND DISPOSAL OF UNSUITABLE MATERIAL; at the contract unit price per ton for AGGREGATE BASE REPAIR and at the contract unit price per square yard for GEOTECHNICAL FABRIC FOR GROUND STABILIZATION.

QUALITY CONTROL/QUALITY ASSURANCE

This is a Quality Control/Quality Assurance (QC/QA) project in accordance with Article 1030 of the Standard Specifications. Per the Standard Specifications, the Contractor shall submit, in writing to the Engineer, a proposed QC plan for the project for approval before construction. The Contractor shall notify both the Engineer and McHenry County’s material testing agency 48 hours prior to any paving operations. The Contractor shall also notify the IDOT Bureau of Materials at (847) 705-4337 48 hours prior to any paving operations to set up required plant inspection. Calls must be placed prior to closing at 4:15 pm Monday through Friday

HOT-MIX ASPHALT SURFACE REMOVAL – BUTT JOINT

Provisions shall be made for a satisfactory transition between pavement being resurfaced and pavement remaining at existing grade. The Contractor shall remove to a depth as specified in such a manner that a straight joint will be secured. The work shall be accomplished in accordance with the applicable portions of Article 406.08 of the Standard Specifications. The butt joints shall be cut to a depth of 1½” and taper to zero in a length specified in the Estimate of Quantities for Hot-Mix Asphalt Surface Removal - Butt Joint. Butt joints shall be ramped immediately upon completion of Hot-Mix Asphalt Surface Removal.

Prior to construction of the butt joints, the contractor shall install appropriate signing in accordance with the requirements of Section 701 of the Standard Specifications. Upon completion of the butt joint operations, “Road Construction Ahead” and “Bump” signs shall be placed on each side of the road at both the upstream and downstream ends of the area removed and remain in place until all construction on the project has been completed. “Road Construction Ahead” signs shall be accompanied by signs in accordance with Section 701 of the Standard Specifications during construction operations.

When butt joints are to be constructed under traffic, the contractor shall provide and maintain temporary bituminous ramps at both upstream and downstream ends of the area removed. The Contractor shall have sufficient bituminous materials meeting the approval of the Engineer at the worksite to construct the ramps before beginning pavement surface removal. Surface removal shall be in accordance with Section 440 of the Standard Specifications. Cold-milled bituminous tailings will not be acceptable for temporary ramps. The temporary ramps shall be constructed immediately upon completion of the removal operation. Ramps shall have a minimum taper rate of 1:40 (V:H) and shall extend the entire width of the roadway.

The contractor shall be assessed liquidated damages in the amount of \$100 per calendar day, not as a penalty, but as liquidated damages for each calendar day the temporary bituminous ramps or appropriate signs have not been installed in accordance with this special provision.

If both the temporary bituminous ramps and appropriate signs have not been installed in accordance with this special provision, the contractor shall be assessed liquidated damages in the amount of \$200 per calendar day per location.

Not more than seven (7) calendar days will be allowed between the time the Contractor starts removal of the existing pavement and the time the proposed surface course is to be placed.

The work will be paid for by the square yard, measured in place and computed as HOT-MIX ASPHALT SURFACE REMOVAL - BUTT JOINT which price will include all the necessary equipment and labor to complete and maintain temporary bituminous ramp.

HMA MIXTURE DESIGN REQUIREMENTS (D-1)

Effective: January 1, 2013

Revised: April 1, 2016

1) Design Composition and Volumetric Requirements

Revise the table in Article 406.06(d) of the Standard Specifications to read:

"MINIMUM COMPACTED LIFT THICKNESS	
Mixture Composition	Thickness, in. (mm)
IL-4.75	3/4 (19)
SMA-9.5, IL-9.5, IL-9.5L	1 1/2 (38)
SMA-12.5	2 (50)
IL-19.0, IL-19.0L	2 1/4 (57)"

Revise the table in Article 1004.03(c) of the Standard Specifications to read:

"Use	Size/Application	Gradation No.
Class A-1, 2, & 3	3/8 in. (10 mm) Seal	CA 16
Class A-1	1/2 in. (13 mm) Seal	CA 15
Class A-2 & 3	Cover	CA 14
HMA High ESAL	IL-19.0 IL-9.5	CA 11 ^{1/} CA 16, CA 13 ^{3/}
HMA Low ESAL	IL-19.0L IL-9.5L Stabilized Subbase or Shoulders	CA 11 ^{1/} CA 16
SMA ^{2/}	1/2 in. (12.5mm) Binder & Surface IL 9.5 Surface	CA13 ^{3/} , CA14 or CA16 CA16, CA 13 ^{3/}

1/ CA 16 or CA 13 may be blended with the gradations listed.

2/ The coarse aggregates used shall be capable of being combined with stone sand, slag sand, or steel slag sand meeting the FA/FM 20 gradation and mineral filler to meet the approved mix design and the mix requirements noted herein.

3/ CA 13 shall be 100 percent passing the 1/2 in. (12.5mm) sieve.

Revise Article 1004.03(e) of the Supplemental Specifications to read:

“(e) Absorption. For SMA the coarse aggregate shall also have water absorption ≤ 2.0 percent.”

Revise the last paragraph of Article 1102.01 (a) (5) of the Standard Specifications to read:

“IL-4.75 and Stone Matrix Asphalt (SMA) mixtures which contain aggregate having absorptions greater than or equal to 2.0 percent, or which contain steel slag sand, shall have minimum surge bin storage plus haul time of 1.5 hours.”

Revise the nomenclature table in Article 1030.01 of the Standard Specifications to read:

“High ESAL	IL-19.0 binder; IL-9.5 surface; IL-4.75; SMA-12.5, SMA-9.5
Low ESAL	IL-19.0L binder; IL-9.5L surface; Stabilized Subbase (HMA) ^{1/} ; HMA Shoulders ^{2/}

1/ Uses 19.0L binder mix.

2/ Uses 19.0L for lower lifts and 9.5L for surface lift.”

Revise Article 1030.02 of the Standard Specifications and Supplemental Specifications to read:

“**1030.02 Materials.** Materials shall be according to the following.

Item.....	Article/Section
(a) Coarse Aggregate	1004.03
(b) Fine Aggregate	1003.03
(c) RAP Material	1031
(d) Mineral Filler	1011
(e) Hydrated Lime	1012.01
(f) Slaked Quicklime (Note 1)	
(g) Performance Graded Asphalt Binder (Note 2)	1032
(h) Fibers (Note 3)	
(i) Warm Mix Asphalt (WMA) Technologies (Note 4)	

Note 1. Slaked quicklime shall be according to ASTM C 5.

Note 2. The asphalt binder shall be an SBS PG 76-28 when the SMA is used on a full-depth asphalt pavement and SBS PG 76-22 when used as an overlay, except where modified herein. The asphalt binder shall be an Elvaloy or SBS PG 76-22 for IL-4.75, except where modified herein. The elastic recovery shall be a minimum of 80.

Note 3. A stabilizing additive such as cellulose or mineral fiber shall be added to the SMA mixture according to Illinois Modified AASHTO M 325. The stabilizing additive shall meet the

Fiber Quality Requirements listed in Illinois Modified AASHTO M 325. Prior to approval and use of fibers, the Contractor shall submit a notarized certification by the producer of these materials stating they meet these requirements. Reclaimed Asphalt Shingles (RAS) may be used in Stone Matrix Asphalt (SMA) mixtures designed with an SBA polymer modifier as a fiber additive if the mix design with RAS included meets AASHTO T305 requirements. The RAS shall be from a certified source that produces either Type I or Type 2. Material shall meet requirements noted herein and the actual dosage rate will be determined by the Engineer.

Note 4. Warm mix additives or foaming processes shall be selected from the current Bureau of Materials and Physical Research Approved List, "Warm Mix Asphalt Technologies".

Revise Article 1030.04(a)(1) of the Standard Specifications and the Supplemental Specifications to read:

" (1) High ESAL Mixtures. The Job Mix Formula (JMF) shall fall within the following limits.

High ESAL, MIXTURE COMPOSITION (% PASSING) ^{1/}										
Sieve Size	IL-19.0 mm		SMA ^{4/} IL-12.5 mm		SMA ^{4/} IL-9.5 mm		IL-9.5 mm		IL-4.75 mm	
	min	max	min	max	min	max	min	max	min	max
1 1/2 in. (37.5 mm)										
1 in. (25 mm)		100								
3/4 in. (19 mm)	90	100		100						
1/2 in. (12.5 mm)	75	89	80	100		100		100		100
3/8 in. (9.5 mm)				65	90	100	90	100		100
#4 (4.75 mm)	40	60	20	30	36	50	34	69	90	100
#8 (2.36 mm)	20	42	16	24 ^{5/}	16	32 ^{5/}	34 ^{6/}	52 ^{2/}	70	90
#16 (1.18 mm)	15	30					10	32	50	65
#30 (600 μm)			12	16	12	18				
#50 (300 μm)	6	15					4	15	15	30
#100 (150 μm)	4	9					3	10	10	18
#200 (75 μm)	3	6	7.0	9.0 ^{3/}	7.5	9.5 ^{3/}	4	6	7	9 ^{3/}
Ratio Dust/Asphalt Binder		1.0		1.5		1.5		1.0		1.0

- 1/ Based on percent of total aggregate weight.
- 2/ The mixture composition shall not exceed 44 percent passing the #8 (2.36 mm) sieve for surface courses with Ndesign = 90.
- 3/ Additional minus No. 200 (0.075 mm) material required by the mix design shall be mineral filler, unless otherwise approved by the Engineer.
- 4/ The maximum percent passing the #635 (20 μm) sieve shall be ≤ 3 percent.

- 5/ When establishing the Adjusted Job Mix Formula (AJMF) the percent passing the #8 (2.36 mm) sieve shall not be adjusted above the percentage stated on the table.
- 6/ When establishing the Adjusted Job Mix Formula (AJMF) the percent passing the #8 (2.36 mm) sieve shall not be adjusted below 34 percent.

Revise Article 1030.04(b)(1) of the Standard Specifications to read:

“(1) High ESAL Mixtures. The target value for the air voids of the HMA shall be 4.0 percent and for IL-4.75 it shall be 3.5 percent at the design number of gyrations. The VMA and VFA of the HMA design shall be based on the nominal maximum size of the aggregate in the mix, and shall conform to the following requirements.

VOLUMETRIC REQUIREMENTS				
High ESAL				
Ndesign	Voids in the Mineral Aggregate (VMA), % minimum			Voids Filled with Asphalt Binder (VFA), %
	IL-19.0	IL-9.5	IL-4.75 ^{1/}	
50	13.5	15.0	18.5	65 – 78 ^{2/}
70			65 - 75	
90				

- 1/ Maximum Draindown for IL-4.75 shall be 0.3 percent
- 2/ VFA for IL-4.75 shall be 72-85 percent”

Replace Article 1030.04(b)(3) of the Standard Specifications with the following:

“(3) SMA Mixtures.

Volumetric Requirements			
SMA ^{1/}			
Ndesign	Design Air Voids Target %	Voids in the Mineral Aggregate (VMA), % min.	Voids Filled with Asphalt (VFA), %
80 ^{4/}	3.5	17.0 ^{2/}	75 - 83
		16.0 ^{3/}	

- 1/ Maximum draindown shall be 0.3 percent. The draindown shall be determined at the JMF asphalt binder content at the mixing temperature plus 30 °F.
- 2/ Applies when specific gravity of coarse aggregate is ≥ 2.760.
- 3/ Applies when specific gravity of coarse aggregate is < 2.760.

- 4/ Blending of different types of aggregate will not be permitted.
For surface course, the coarse aggregate can be crushed steel slag, crystalline crushed stone or crushed sandstone. For binder course, coarse aggregate shall be crushed stone (dolomite), crushed gravel, crystalline crushed stone, or crushed sandstone.

Add to the end of Article 1030.05 (d) (2) a. of the Standard Specifications:

“During production, the Contractor shall test SMA mixtures for draindown according to AASHTO T305 at a frequency of 1 per day of production.”

Delete last sentence of the second paragraph of Article 1102.01(a) (4) b. 2.

Add to the end of Article 1102.01 (a) (4) b. 2.:

“As an option, collected dust (baghouse) may be used in lieu of manufactured mineral filler according to the following:

- (a.) Sufficient collected dust (baghouse) is available for production of the SMA mix for the entire project.
- (b.) A mix design was prepared based on collected dust (baghouse).

2) Design Verification and Production

Revise Article 1030.04 (d) of the Standard Specifications to read:

“(d) Verification Testing. High ESAL, IL-4.75, and SMA mix designs submitted for verification will be tested to ensure that the resulting mix designs will pass the required criteria for the Hamburg Wheel Test (IL mod AASHTO T-324) and the Tensile Strength Test (IL mod AASHTO T-283). The Department will perform a verification test on gyratory specimens compacted by the Contractor. If the mix fails the Department’s verification test, the Contractor shall make the necessary changes to the mix and resubmit compacted specimens to the Department for verification. If the mix fails again, the mix design will be rejected.

All new and renewal mix designs will be required to be tested, prior to submittal for Department verification and shall meet the following requirements:

- (1)Hamburg Wheel Test criteria. The maximum allowable rut depth shall be 0.5 in. (12.5 mm). The minimum number of wheel passes at the 0.5 in. (12.5 mm) rut depth criteria shall be based on the high temperature binder grade of the mix as specified in the mix requirements table of the plans.

Illinois Modified AASHTO T 324 Requirements ^{1/}

Asphalt Binder Grade	# Repetitions	Max Rut Depth (mm)
PG 70 -XX (or higher)	20,000	12.5
PG 64 -XX (or lower)	10,000	12.5

1/ When produced at temperatures of 275 ± 5 °F (135 ± 3 °C) or less, loose Warm Mix Asphalt shall be oven aged at 270 ± 5 °F (132 ± 3 °C) for two hours prior to gyratory compaction of Hamburg Wheel specimens.

Note: For SMA Designs (N-80) the maximum rut depth is 6.0 mm at 20,000 repetitions.
 For IL 4.75mm Designs (N-50) the maximum rut depth is 9.0mm at 15,000 repetitions.

(2) Tensile Strength Criteria. The minimum allowable conditioned tensile strength shall be 60 psi (415 kPa) for non-polymer modified performance graded (PG) asphalt binder and 80 psi (550 kPa) for polymer modified PG asphalt binder. The maximum allowable unconditioned tensile strength shall be 200 psi (1380 kPa)."

Production Testing. Revise first paragraph of Article 1030.06(a) of the Standard Specifications to read:

"(a) High ESAL, IL-4.75, WMA, and SMA Mixtures. For each contract, a 300 ton (275 metric tons) test strip, except for SMA mixtures it will be 400 ton (363 metric ton), will be required at the beginning of HMA production for each mixture with a quantity of 3000 tons (2750 metric tons) or more according to the Manual of Test Procedures for Materials "Hot Mix Asphalt Test Strip Procedures".

Add the following after the sixth paragraph in Article 1030.06 (a) of the Standard Specifications:

"The Hamburg Wheel test shall also be conducted on all HMA mixtures from a sample taken within the first 500 tons (450 metric tons) on the first day of production or during start up with a split reserved for the Department. The mix sample shall be tested according to the Illinois Modified AASHTO T 324 and shall meet the requirements specified herein. Mix production shall not exceed 1500 tons (1350 metric tons) or one day's production, whichever comes first, until the testing is completed and the mixture is found to be in conformance. The requirement to cease mix production may be waived if the plant produced mixture demonstrates conformance prior to start of mix production for a contract.

If the mixture fails to meet the Hamburg Wheel criteria, no further mixture will be accepted until the Contractor takes such action as is necessary to furnish a mixture meeting the criteria"

Method of Measurement:

Add the following after the fourth paragraph of Article 406.13 (b):

“The plan quantities of SMA mixtures shall be adjusted using the actual approved binder and surface Mix Design’s G_{mb}.”

Basis of Payment.

Replace the fourth paragraph of Article 406.14 of the Standard Specifications with the following:

“Stone matrix asphalt will be paid for at the contract unit price per ton (metric ton) for POLYMERIZED HOT-MIX ASPHALT SURFACE COURSE, STONE MATRIX ASPHALT, of the mixture composition and Ndesign specified; and POLYMERIZED HOT-MIX ASPHALT BINDER COURSE, STONE MATRIX ASPHALT, of the mixture composition and Ndesign specified.”

RECLAIMED ASPHALT PAVEMENT AND RECLAIMED ASPHALT SHINGLES (D-1)

Effective: November 1, 2012

Revised: January 2, 2021

Revise Section 1031 of the Standard Specifications to read:

“SECTION 1031. RECLAIMED ASPHALT PAVEMENT AND RECLAIMED ASPHALT SHINGLES

1031.01 Description. Reclaimed asphalt pavement and reclaimed asphalt shingles shall be according to the following.

- (a) Reclaimed Asphalt Pavement (RAP). RAP is the material produced by cold milling or crushing an existing hot-mix asphalt (HMA) pavement. The Contractor shall supply written documentation that the RAP originated from routes or airfields under federal, state, or local agency jurisdiction.
- (b) Reclaimed Asphalt Shingles (RAS). RAS is the material produced from the processing and grinding of preconsumer or post-consumer shingles. RAS shall be a clean and uniform material with a maximum of 0.5 percent unacceptable material by weight of RAS, as defined in the Bureau of Materials Policy Memorandum, “Reclaimed Asphalt Shingle (RAS) Sources”. RAS shall come from a facility source on the Department’s “Qualified Producer List of Certified Sources for Reclaimed Asphalt Shingles” where it shall be ground and processed to 100 percent passing the 3/8 in. (9.5 mm) sieve and 93 percent passing the #4 (4.75 mm) sieve based on a dry shake gradation. RAS shall be uniform in gradation and asphalt binder content and shall meet the testing requirements specified herein. In addition, RAS shall meet the following Type 1 or Type 2 requirements.

- (1) Type 1. Type 1 RAS shall be processed, preconsumer asphalt shingles salvaged from the manufacture of residential asphalt roofing shingles.
- (2) Type 2. Type 2 RAS shall be processed post-consumer shingles only, salvaged from residential, or four unit or less dwellings not subject to the National Emission Standards for Hazardous Air Pollutants (NESHAP).

1031.02 Stockpiles. RAP and RAS stockpiles shall be according to the following.

- (a) RAP Stockpiles. The Contractor shall construct individual RAP stockpiles meeting one of the following definitions. Stockpiles shall be sufficiently separated to prevent intermingling at the base. Stockpiles shall be identified by signs indicating the type as listed below (i.e. "Homogeneous Surface").

Prior to milling, the Contractor shall request the Department provide documentation on the quality of the RAP to clarify the appropriate stockpile.

- (1) Fractionated RAP (FRAP). FRAP shall consist of RAP from Class I, HMA (High and Low ESAL) mixtures. The coarse aggregate in FRAP shall be crushed aggregate and may represent more than one aggregate type and/or quality but shall be at least C quality. FRAP shall be fractionated prior to testing by screening into a minimum of two size fractions with the separation occurring on or between the No. 4 (4.75 mm) and 1/2 in. (12.5 mm) sieves. Agglomerations shall be minimized such that 100 percent of the RAP in the coarse fraction shall pass the maximum sieve size specified for the mixture composition of the mix design.
- (2) Homogeneous. Homogeneous RAP stockpiles shall consist of RAP from Class I, HMA (High and Low ESAL) mixtures and represent: 1) the same aggregate quality, but shall be at least C quality; 2) the same type of crushed aggregate (either crushed natural aggregate, ACBF slag, or steel slag); 3) similar gradation; and 4) similar asphalt binder content. If approved by the Engineer, combined single pass surface/binder millings may be considered "homogeneous" with a quality rating dictated by the lowest coarse aggregate quality present in the mixture.
- (3) Conglomerate. Conglomerate RAP stockpiles shall consist of RAP from Class I, HMA (High and Low ESAL) mixtures. The coarse aggregate in this RAP shall be crushed aggregate and may represent more than one aggregate type and/or quality but shall be at least C quality. This RAP may have an inconsistent gradation and/or asphalt binder content prior to processing. Conglomerate RAP shall be processed prior to testing by crushing to where all RAP shall pass the 5/8 in. (16 mm) or smaller screen. Conglomerate RAP stockpiles shall not contain steel slag.
- (4) Conglomerate "D" Quality (Conglomerate DQ). Conglomerate DQ RAP stockpiles shall be according to Articles 1031.02(a)(1)-1031.02(a)(3), except they may also consist of RAP from HMA shoulders, bituminous stabilized subbases, or HMA (High or Low ESAL) binder mixture. The coarse aggregate in this RAP may be crushed or round but shall be at least D quality. This RAP may have an inconsistent gradation and/or asphalt binder content.

- (5) Non-Quality. RAP stockpiles that do not meet the requirements of the stockpile categories listed above shall be classified as “Non-Quality”.

RAP/FRAP containing contaminants, such as earth, brick, sand, concrete, sheet asphalt, non-bituminous surface treatment (i.e. high friction surface treatments), pavement fabric, joint sealants, plant cleanout, etc., will be unacceptable unless the contaminants are removed to the satisfaction of the Engineer. Sheet asphalt shall be stockpiled separately.

- (b) RAS Stockpiles. Type 1 and Type 2 RAS shall be stockpiled separately and shall not be intermingled. Each stockpile shall be signed indicating what type of RAS is present.

Unless otherwise specified by the Engineer, mechanically blending manufactured sand (FM 20 or FM 22) or fine FRAP up to an equal weight of RAS with the processed RAS will be permitted to improve workability. The sand shall be B quality or better from an approved Aggregate Gradation Control System source. The sand shall be accounted for in the mix design and during HMA production.

Records identifying the shingle processing facility supplying the RAS, RAS type, and lot number shall be maintained by project contract number and kept for a minimum of three years.

Additional processed RAP/FRAP/RAS shall be stockpiled in a separate working pile, as designated in the QC Plan, and only added to the original stockpile after the test results for the working pile are found to meet the requirements specified in Articles 1031.03 and 1031.04.

1031.03 Testing. RAP/FRAP and RAS testing shall be according to the following.

- (a) RAP/FRAP Testing. When used in HMA, the RAP/FRAP shall be sampled and tested either during or after stockpiling.
- (1) During Stockpiling. For testing during stockpiling, washed extraction samples shall be run at the minimum frequency of one sample per 500 tons (450 metric tons) for the first 2,000 tons (1,800 metric tons) and one sample per 2,000 tons (1,800 metric tons) thereafter. A minimum of five tests shall be required for stockpiles less than 4,000 tons (3,600 metric tons).
- (2) After Stockpiling. For testing after stockpiling, the Contractor shall submit a plan for approval to the Department proposing a satisfactory method of sampling and testing the RAP/FRAP pile either in-situ or by restockpiling. The sampling plan shall meet the minimum frequency required above and detail the procedure used to obtain representative samples throughout the pile for testing.

Each sample shall be split to obtain two equal samples of test sample size. One of the two test samples from the final split shall be labeled and stored for Department use. The Contractor shall perform a washed extraction on the other test sample according to Illinois Modified AASHTO T 164. The Engineer reserves the right to test any sample (split or Department-taken) to verify Contractor test results.

- (b) RAS Testing. RAS or RAS blended with manufactured sand shall be sampled and tested during stockpiling according to the Bureau of Materials Policy Memorandum, “Reclaimed Asphalt Shingle (RAS) Source”.

Samples shall be collected during stockpiling at the minimum frequency of one sample per 200 tons (180 metric tons) for the first 1,000 tons (900 metric tons) and one sample per 500 tons (450 metric tons) or a minimum of once per week, whichever is more frequent, thereafter. A minimum of five samples are required for stockpiles less than 1,000 tons (900 metric tons).

Before testing, each sample shall be split to obtain two test samples. One of the two test samples from the final split shall be labeled and stored for Department use. The contractor shall perform a washed extraction and test for unacceptable materials on the other test sample according to Illinois Modified AASHTO T 164. The Engineer reserves the right to test any sample (split or Department-taken) to verify Contractor test results.

The Contractor shall obtain and make available all of the test results from the start of the original stockpile.

1031.04 Evaluation of Tests. Evaluation of test results shall be according to the following.

- (a) Limits of Precision. The limits of precision between the Contractor’s and the Department’s split sample test results shall be according to the following.

Test Parameter	Limits of Precision		
	RAP	FRAP	RAS
% Passing			
1/2 in. (12.5 mm)	6.0 %	5.0 %	
# 4 (4.75 mm)	6.0 %	5.0 %	
# 8 (2.36 mm)	4.0 %	3.0 %	4.0 %
# 30 (600 µm)	3.0 %	2.0 %	4.0 %
# 200 (75 µm)	2.5 %	2.2 %	4.0 %
Asphalt Binder	0.4 %	0.3 %	3.0 %
G _{mm}	0.035	0.030	

If the test results are outside the above limits of precision, the Department will immediately investigate.

- (b) Evaluation of RAP/FRAP Test Results. All of the extraction results shall be compiled and averaged for asphalt binder content and gradation, and when applicable G_{mm}. Individual extraction test results, when compared to the averages, will be accepted if within the tolerances listed below.

Parameter	FRAP/Homogeneous/ Conglomerate
1 in. (25 mm)	
1/2 in. (12.5 mm)	± 8 %
# 4 (4.75 mm)	± 6 %
# 8 (2.36 mm)	± 5 %
# 16 (1.18 mm)	
# 30 (600 µm)	± 5 %
# 200 (75 µm)	± 2.0 %
Asphalt Binder	± 0.4 % ^{1/}
G _{mm}	± 0.03 ^{2/}

1/ The tolerance for FRAP shall be ± 0.3 percent.

2/ For stockpile with slag or steel slag present as determined in the current Manual of Test Procedures Appendix B 21, "Determination of Aggregate Bulk (Dry) Specific Gravity (G_{sb}) of Reclaimed Asphalt Pavement (RAP) and Reclaimed Asphalt Shingles (RAS)".

If more than 20 percent of the test results for an individual parameter (individual sieves, G_{mm}, and/or asphalt binder content) are out of the above tolerances, the RAP/FRAP shall not be used in HMA unless the RAP/FRAP representing the failing tests is removed from the stockpile. All test data and acceptance ranges shall be sent to the Department for evaluation.

With the approval of the Engineer, the ignition oven may be substituted for solvent extractions according to the document "Calibration of the Ignition Oven for the Purpose of Characterizing Reclaimed Asphalt Pavement (RAP)".

- (c) Evaluation of RAS and RAS Blended with Manufactured Sand or Fine FRAP Test Results. All of the test results, with the exception of percent unacceptable materials, shall be compiled and averaged for asphalt binder content and gradation. Individual test results, when compared to the averages, will be accepted if within the tolerances listed below.

Parameter	RAS
# 8 (2.36 mm)	± 5 %
# 16 (1.18 mm)	± 5 %
# 30 (600 µm)	± 4 %
# 200 (75 µm)	± 2.5 %
Asphalt Binder Content	± 2.0 %

If more than 20 percent of the test results for an individual parameter (individual sieves and/or asphalt binder content) are out of the above tolerances, or if the unacceptable material exceeds 0.5 percent by weight of material retained on the No. 4 (4.75 mm) sieve, the RAS or RAS blend shall not be used in Department projects. All test data and acceptance ranges shall be sent to the Department for evaluation.

1031.05 Quality Designation of Aggregate in RAP/FRAP.

- (a) RAP. The aggregate quality of the RAP for homogeneous, conglomerate, and conglomerate DQ stockpiles shall be set by the lowest quality of coarse aggregate in the RAP stockpile and are designated as follows.
- (1) RAP from Class I, HMA (High ESAL), or (Low ESAL) IL-9.5L surface mixtures are designated as containing Class B quality coarse aggregate.
 - (2) RAP from Class I binder, HMA (High ESAL) binder, or (Low ESAL) IL-19.0L binder mixtures are designated as containing Class C quality coarse aggregate.
 - (3) RAP from BAM stabilized subbase and BAM shoulders are designated as containing Class D quality coarse aggregate.
- (b) FRAP. If the Engineer has documentation of the quality of the FRAP aggregate, the Contractor shall use the assigned quality provided by the Engineer.

If the quality is not known, the quality shall be determined as follows. Coarse and fine FRAP stockpiles containing plus No. 4 (4.75 mm) sieve coarse aggregate shall have a maximum tonnage of 5,000 tons (4,500 metric tons). The Contractor shall obtain a representative sample witnessed by the Engineer. The sample shall be a minimum of 50 lb (25 kg). The sample shall be extracted according to Illinois Modified AASHTO T 164 by a consultant laboratory prequalified by the Department for the specified testing. The consultant laboratory shall submit the test results along with the recovered aggregate sample to the District Office. Consultant laboratory services will be at no additional cost to the Department. The District will forward the sample to the Central Bureau of Materials Aggregate Lab for MicroDeval Testing, according to ITP 327. A maximum loss of 15.0 percent will be applied for all HMA applications.

1031.06 Use of RAP/FRAP and/or RAS in HMA. The use of RAP/FRAP and/or RAS shall be the Contractor's option when constructing HMA in all contracts.

- (a) RAP/FRAP. The use of RAP/FRAP in HMA shall be as follows.
- (1) Coarse Aggregate Size. The coarse aggregate in all RAP shall be equal to or less than the nominal maximum size requirement for the HMA mixture to be produced.
 - (2) Steel Slag Stockpiles. Homogeneous RAP stockpiles containing steel slag will be approved for use in all HMA (High ESAL and Low ESAL) surface and binder mixture applications.
 - (3) Use in HMA Surface Mixtures (High and Low ESAL). RAP/FRAP stockpiles for use in HMA surface mixtures (High and Low ESAL) shall be FRAP or homogeneous in which the coarse aggregate is Class B quality or better. FRAP from conglomerate stockpiles shall be considered equivalent to limestone for frictional considerations. Known frictional contributions from plus No. 4 (4.75 mm) homogeneous FRAP stockpiles will be accounted for in meeting frictional requirements in the specified mixture.

- (4) Use in HMA Binder Mixtures (High and Low ESAL), HMA Base Course, and HMA Base Course Widening. RAP/FRAP stockpiles for use in HMA binder mixtures (High and Low ESAL), HMA base course, and HMA base course widening shall be FRAP, homogeneous, or conglomerate, in which the coarse aggregate is Class C quality or better.
 - (5) Use in Shoulders and Subbase. RAP/FRAP stockpiles for use in HMA shoulders and stabilized subbase (HMA) shall be FRAP, homogeneous, or conglomerate.
 - (6) When the Contractor chooses the RAP option, the percentage of RAP shall not exceed the amounts indicated in Article 1031.06(c)(1) below for a given Ndesign.
- (b) RAS. RAS meeting Type 1 or Type 2 requirements will be permitted in all HMA applications as specified herein.
- (c) RAP/FRAP and/or RAS Usage Limits. Type 1 or Type 2 RAS may be used alone or in conjunction with RAP or FRAP in HMA mixtures up to a maximum of 5.0 percent by weight of the total mix.
- (1) RAP/RAS. When RAP is used alone or RAP is used in conjunction with RAS, the percentage of virgin asphalt binder replacement (ABR) shall not exceed the amounts listed in the following table.

HMA Mixtures - RAP/RAS Maximum ABR % ^{1/2/}			
Ndesign	Binder	Surface	Polymer Modified Binder or Surface
30	30	30	10
50	25	15	10
70	15	10	10
90	10	10	10

1/ For Low ESAL HMA shoulder and stabilized subbase, the RAP/RAS ABR shall not exceed 50 percent of the mixture.

2/ When RAP/RAS ABR exceeds 20 percent, the high and low virgin asphalt binder grades shall each be reduced by one grade (i.e. 25 percent ABR would require a virgin asphalt binder grade of PG 64-22 to be reduced to a PG 58-28).

- (2) FRAP/RAS. When FRAP is used alone or FRAP is used in conjunction with RAS, the percentage of virgin asphalt binder replacement shall not exceed the amounts listed in the following table.

HMA Mixtures - FRAP/RAS Maximum ABR % ^{1/2/}

Ndesign	Binder	Surface	Polymer Modified Binder or Surface
30	55	45	15
50	45	40	15
70	45	35	15
90	45	35	15
SMA	--	--	25
IL-4.75	--	--	35

1/ For Low ESAL HMA shoulder and stabilized subbase, the FRAP/RAS ABR shall not exceed 50 percent of the mixture.

2/ When FRAP/RAS ABR exceeds 20 percent for all mixes, the high and low virgin asphalt binder grades shall each be reduced by one grade (i.e. 25 percent ABR would require a virgin asphalt binder grade of PG 64-22 to be reduced to a PG 58-28).

1031.07 HMA Mix Designs. At the Contractor's option, HMA mixtures may be constructed utilizing RAP/FRAP and/or RAS material meeting the detailed requirements specified herein.

(a) RAP/FRAP and/or RAS. RAP/FRAP and/or RAS mix designs shall be submitted for verification. If additional RAP/FRAP and/or RAS stockpiles are tested and found that no more than 20 percent of the individual parameter test results, as defined in Article 1031.04, are outside of the control tolerances set for the original RAP/FRAP and/or RAS stockpile and HMA mix design, and meets all of the requirements herein, the additional RAP/FRAP and/or RAS stockpiles may be used in the original mix design at the percent previously verified.

(b) RAS. Type 1 and Type 2 RAS are not interchangeable in a mix design.

The RAP, FRAP, and RAS stone bulk specific gravities (G_{sb}) shall be according to the "Determination of Aggregate Bulk (Dry) Specific Gravity (G_{sb}) of Reclaimed Asphalt Pavement (RAP) and Reclaimed Asphalt Shingles (RAS)" procedure in the Department's Manual of Test Procedures for Materials.

1031.08 HMA Production. HMA production utilizing RAP/FRAP and/or RAS shall be as follows.

To remove or reduce agglomerated material, a scalping screen, gator, crushing unit, or comparable sizing device approved by the Engineer shall be used in the RAP/FRAP and/or RAS feed system to remove or reduce oversized material.

If the RAP/FRAP and/or RAS control tolerances or QC/QA test results require corrective action, the Contractor shall cease production of the mixture containing RAP/FRAP and/or RAS and either switch to the virgin aggregate design or submit a new mix design.

(a) RAP/FRAP. The coarse aggregate in all RAP/FRAP used shall be equal to or less than the nominal maximum size requirement for the HMA mixture being produced.

- (b) RAS. RAS shall be incorporated into the HMA mixture either by a separate weight depletion system or by using the RAP weigh belt. Either feed system shall be interlocked with the aggregate feed or weigh system to maintain correct proportions for all rates of production and batch sizes. The portion of RAS shall be controlled accurately to within ± 0.5 percent of the amount of RAS utilized. When using the weight depletion system, flow indicators or sensing devices shall be provided and interlocked with the plant controls such that the mixture production is halted when RAS flow is interrupted.
- (c) RAP/FRAP and/or RAS. HMA plants utilizing RAP/FRAP and/or RAS shall be capable of automatically recording and printing the following information.

(1) Dryer Drum Plants.

- a. Date, month, year, and time to the nearest minute for each print.
- b. HMA mix number assigned by the Department.
- c. Accumulated weight of dry aggregate (combined or individual) in tons (metric tons) to the nearest 0.1 ton (0.1 metric ton).
- d. Accumulated dry weight of RAP/FRAP/RAS in tons (metric tons) to the nearest 0.1 ton (0.1 metric ton).
- e. Accumulated mineral filler in revolutions, tons (metric tons), etc. to the nearest 0.1 unit.
- f. Accumulated asphalt binder in gallons (liters), tons (metric tons), etc. to the nearest 0.1 unit.
- g. Residual asphalt binder in the RAP/FRAP/RAS material as a percent of the total mix to the nearest 0.1 percent.
- h. Aggregate and RAP/FRAP/RAS moisture compensators in percent as set on the control panel. (Required when accumulated or individual aggregate and RAP/FRAP/RAS are recorded in a wet condition.)
- i. A positive dust control system shall be utilized when the combined contribution of reclaimed material passing the No. 200 sieve exceeds 1.5 percent.

(2) Batch Plants.

- a. Date, month, year, and time to the nearest minute for each print.
- b. HMA mix number assigned by the Department.
- c. Individual virgin aggregate hot bin batch weights to the nearest pound (kilogram).
- d. Mineral filler weight to the nearest pound (kilogram).

- e. RAP/FRAP/RAS weight to the nearest pound (kilogram).
- f. Virgin asphalt binder weight to the nearest pound (kilogram).
- g. Residual asphalt binder in the RAP/FRAP/RAS material as a percent of the total mix to the nearest 0.1 percent.

The printouts shall be maintained in a file at the plant for a minimum of one year or as directed by the Engineer and shall be made available upon request. The printing system will be inspected by the Engineer prior to production and verified at the beginning of each construction season thereafter.

1031.09 RAP in Aggregate Applications. RAP in aggregate applications shall be according to the Bureau of Materials Policy Memorandum, "Reclaimed Asphalt Pavement (RAP) for Aggregate Applications" and the following.

- (a) RAP in Aggregate Surface Course and Aggregate Wedge Shoulders, Type B. The use of RAP in aggregate surface course (temporary access entrances only) and aggregate wedge shoulders, Type B shall be as follows.
 - (1) Stockpiles and Testing. RAP stockpiles may be any of those listed in Article 1031.02, except "Non-Quality" and "FRAP". The testing requirements of Article 1031.03 shall not apply.
 - (2) Gradation. One hundred percent of the RAP material shall pass the 1 1/2 in. (37.5 mm) sieve. The RAP material shall be reasonably well graded from coarse to fine. RAP material that is gap-graded or single sized will not be accepted.
- (b) RAP in Aggregate Subgrade Improvement (ASI). RAP in ASI shall be according to Article 1031.06, except "Conglomerate DQ" and "Non-Quality" may be used."

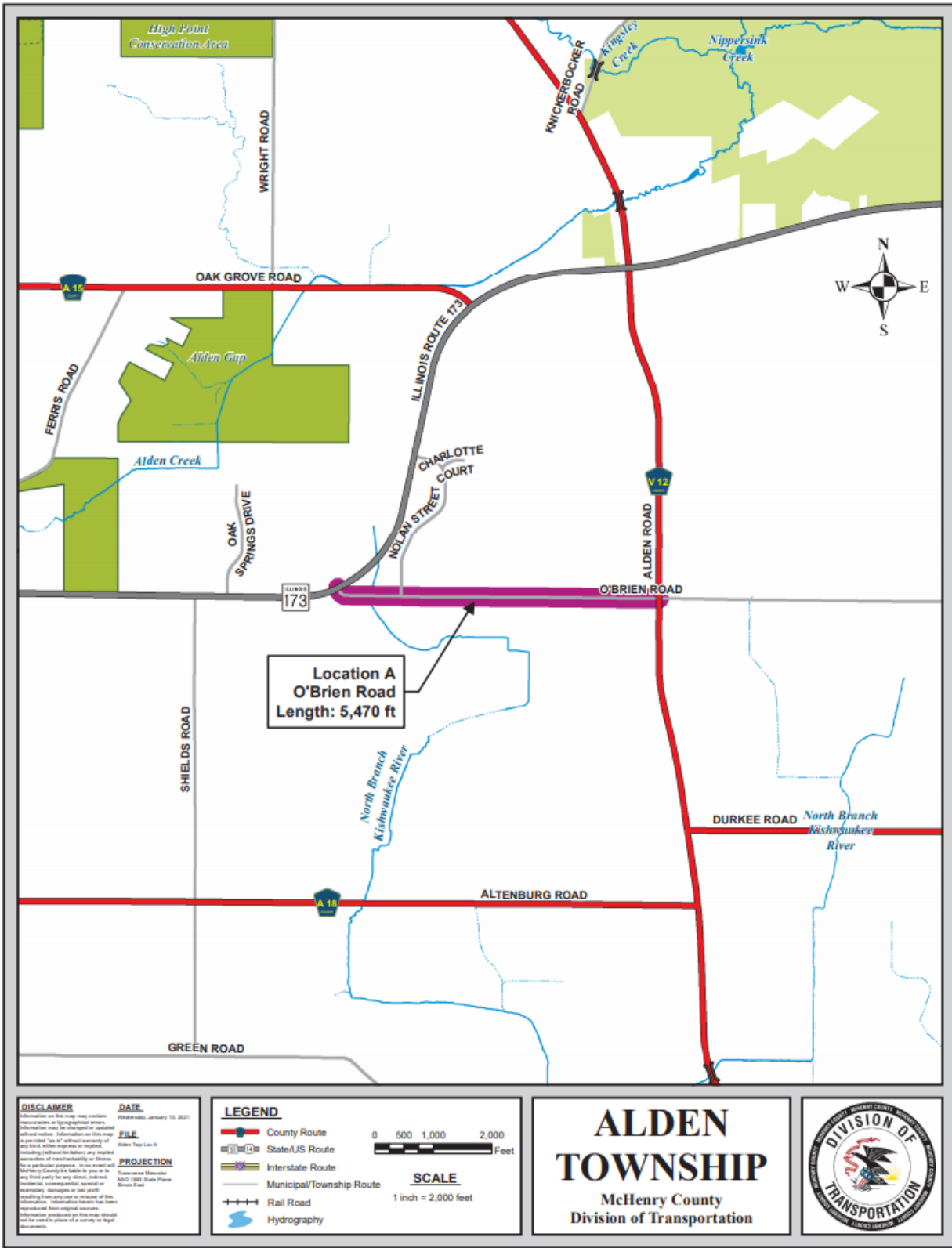
FINAL CLEAN-UP

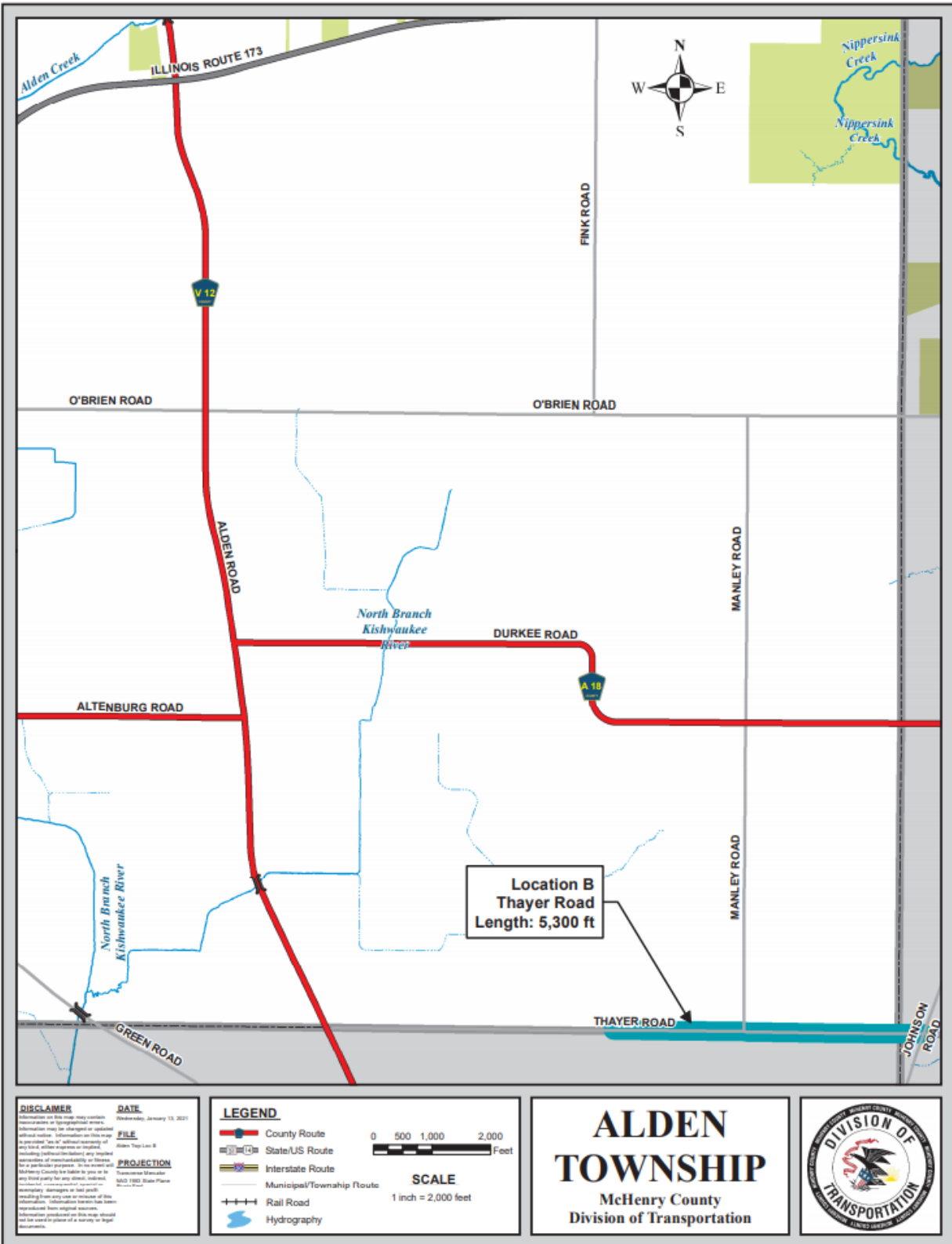
All final cleaning up shall conform to the requirements set forth in Article 104.06. The Contractor shall also be responsible for any refuse that was discarded by the crews during the paving project.

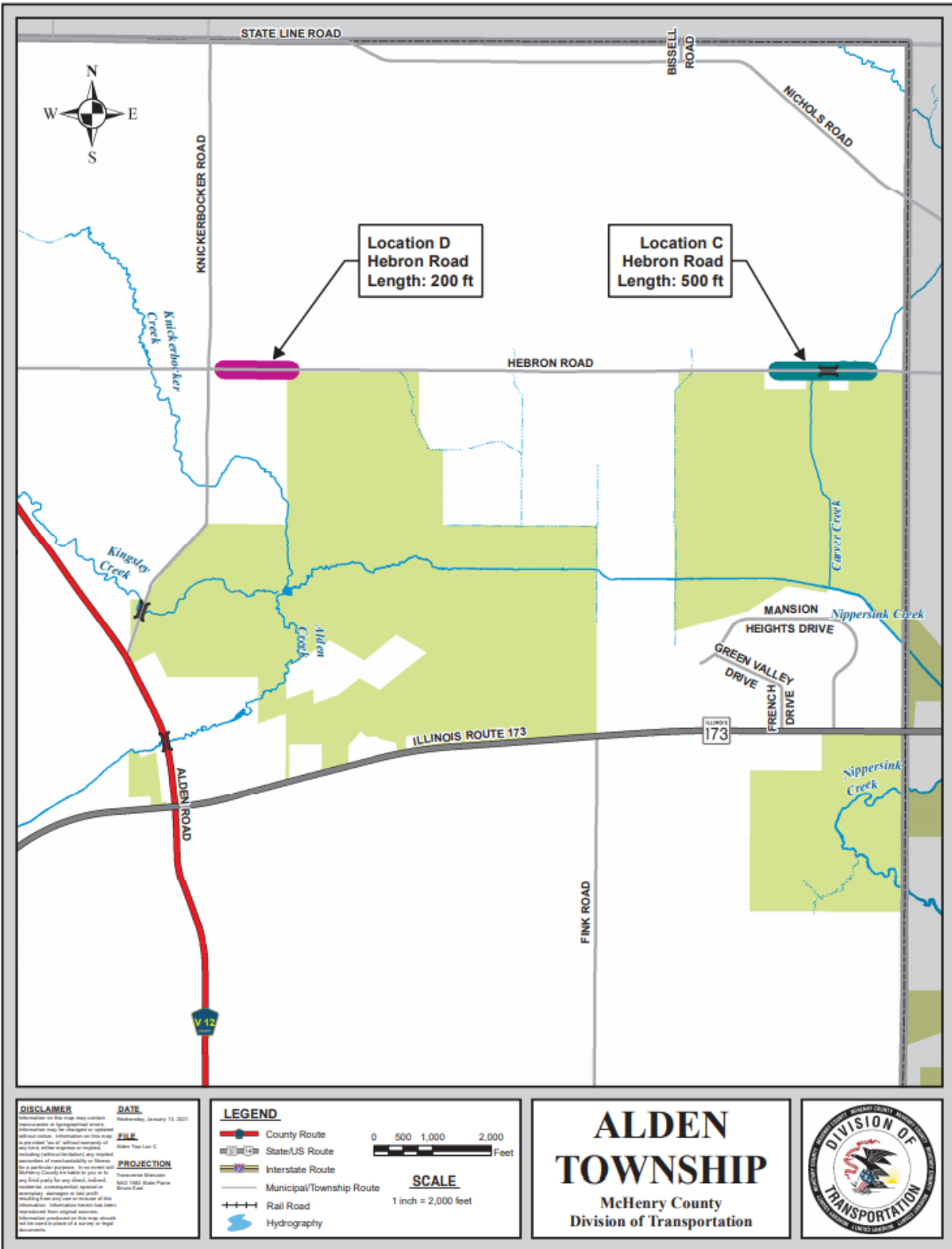
LIEN WAIVERS

End of contract final waivers from all sub-contractors and material suppliers that perform work or provide materials under this contract must be submitted before final payment shall be made.

LOCATION MAP







PROJECT SUMMARY

PROJECT SUMMARY

McHenry County - Alden Township Road District
 Section 21-01000-01-GM

Project	Begin Point	End Point	Length (ft)	Average Width (ft)	Improvements
Location A O'Brien Road	IL-173	Alden Road	5,470'	23.2'	Hot-Mix Asphalt Surface Course, IL 19.0, N50, 1.5" Raised Reflective Pavement Marker Removal
Location B Thayer Road	Hartland Township Limit	Johnson Road	5,300'	20.9'	Hot-Mix Asphalt Surface Course, IL 19.0, N50, 1.5"
Location C Hebron Road	4,900' East of Knickerblocker Road	500' East of Location "C" Begin Point	500'	22.0'	Base Preparation Pulverization (Special) Hot-Mix Asphalt Binder Course, IL 19.0, N50, 2.25"
Location D Hebron Road	300' East of Knickerblocker Road	200' East of Location "D" Begin Point	200'	22.0'	Base Preparation Pulverization (Special) Hot-Mix Asphalt Binder Course, IL 19.0, N50, 2.25"

SUMMARY OF QUANTITIES

Summary of Quantities

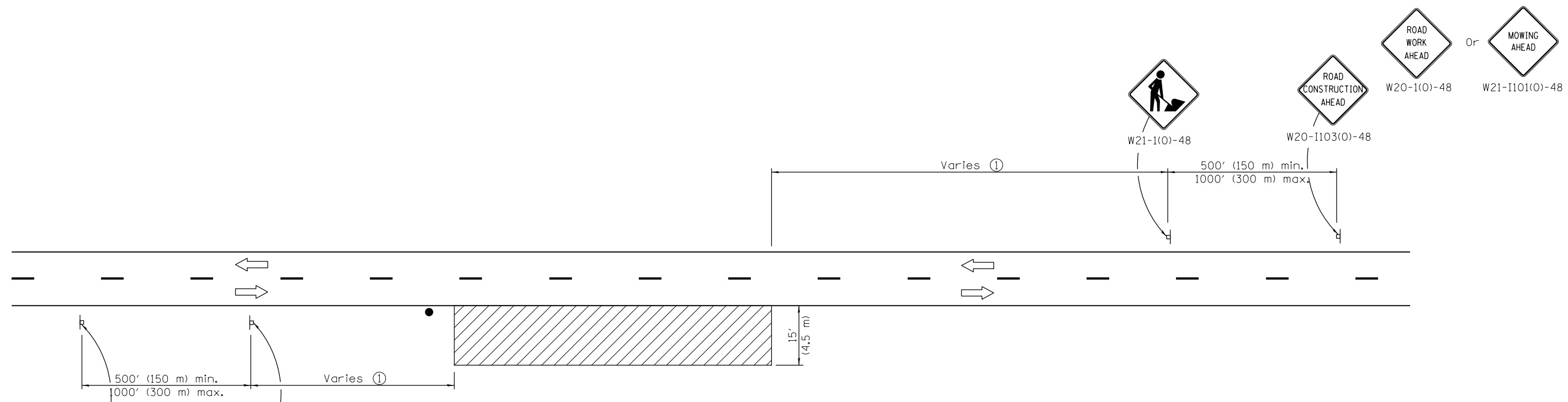
COUNTY: McHenry
 SECTION: 21-01000-01-GM

					Quantities				
					Bid Type:	Main	Main	Main	Main
						Loc.A	Loc.B	Loc.C	Loc.D
						O'Brien	Thayer	Hebron	Hebron
						Road	Road	Road	Road
Item No.	Code Number	Description	Unit	Total Quantity					
1	20201200	REMOVAL AND DISPOSAL OF UNSUITABLE MATERIAL	CU YD	15.0			10.0	5.0	
2	21001000	GEOTECHNICAL FABRIC FOR GROUND STABILIZATION	SQ YD	40.0			25.0	15.0	
3	35800200	AGGREGATE BASE REPAIR	TON	20.0			15.00	5.00	
4	40600275	BITUMINOUS MATERIALS (PRIME COAT)	POUND	3,850.0			2,750.0	1,100.0	
5	40600290	BITUMINOUS MATERIALS (TACK COAT)	POUND	12,232.0	6,692.0	5,540.0			
6	40600982	HOT-MIX ASPHALT SURFACE REMOVAL - BUTT JOINT	SQ YD	682.0	337.0	345.0			
7	40603080	HOT-MIX ASPHALT BINDER COURSE, IL-19.0, N50	TON	223.0			159.0	64.0	
8	40603310	HOT-MIX ASPHALT SURFACE COURSE, MIX "C", N50	TON	2,283.0	1,249.0	1,034.0			
9	48101200	AGGREGATE SHOULDERS, TYPE B	TON	435.0	201.0	195.0	28.0	11.0	
10	78300200	RAISED REFLECTIVE PAVEMENT MARKER REMOVAL	EACH	17.0	17.0				
11	X0326861	BASE PREPARATION PULVERIZATION (SPECIAL)	SQ YD	1,712.0			1,223.0	489.0	

ESTIMATE OF QUANTITIES


ESTIMATE OF QUANTITIES
 McHenry County - Alden Township Road District - Section 21-01000-01-GM
Hot-Mix Asphalt Surface Removal - Butt Joint

Location	Dimensions	Area (SQ YD)
Location A - O'Brien Road		
West Project Limit	$((60.0' \times 46.0') / 2) \times 15.0' / 9$	88.0
East Project Limit	$((29.0' \times 23.0') / 2) \times 15.0' / 9$	44.0
Nolan Street	$((82.0' \times 36.0') / 2) \times 15.0' / 9$	98.0
Driveways	$(6 \text{ EA} \times 40.0' \times 4.0') / 9$	107.0
Location B - Thayer Road		
West Project Limit	$((24.0' \times 24.0') / 2) \times 15.0' / 9$	40.0
East Project Limit	$((24.0' \times 24.0') / 2) \times 15.0' / 9$	40.0
Manley Road (1)	$((86.0' \times 40.0') / 2) \times 15.0' / 9$	140.0
Manley Road (2)	$((40.0' \times 25.0') / 2) \times 15.0' / 9$	72.0
Driveways	$(3 \text{ EA} \times 40.0' \times 4.0') / 9$	53.0
Total		682.0

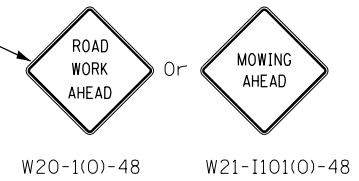


TYPICAL APPLICATIONS
Shoulder work
Utility operations

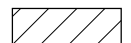


For contract construction projects



For maintenance and utility projects



SYMBOLS

-  Work area
-  Sign
-  Flagger with traffic control sign when required

① Minimum distance is 200' (60 m). Maximum distance to be determined by the Engineer but should not exceed 1/2 the length required for one normal working day's operation, or 4 miles (6.4 km) whichever is less.

GENERAL NOTES

This Standard is used where at any time, any vehicle, equipment, workers or their activities require an intermittent or continuous moving operation on the shoulder, where the average speed is 1 mph (2 km/h) or less.

When the work operation does not exceed 60 minutes, traffic control may be according to Standard 701301.

All dimensions are in inches (millimeters) unless otherwise shown.

DATE	REVISIONS
1-1-14	Revised workers sign number to agree with current MUTCD.
1-1-13	Omitted text 'WORKERS' sign.

**OFF-RD MOVING OPERATIONS,
2L, 2W, DAY ONLY**

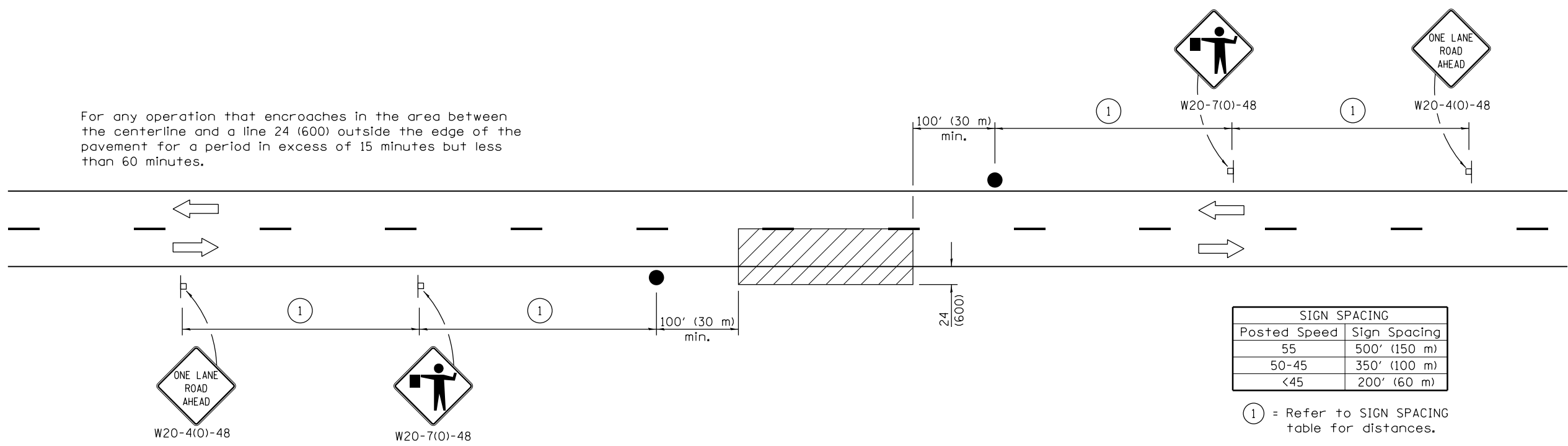
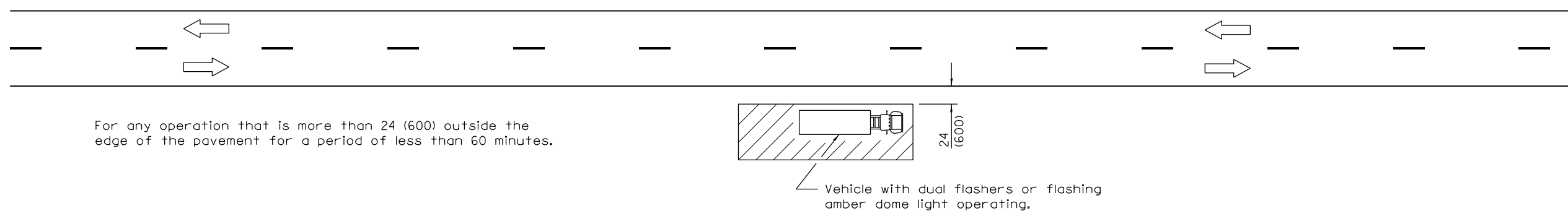
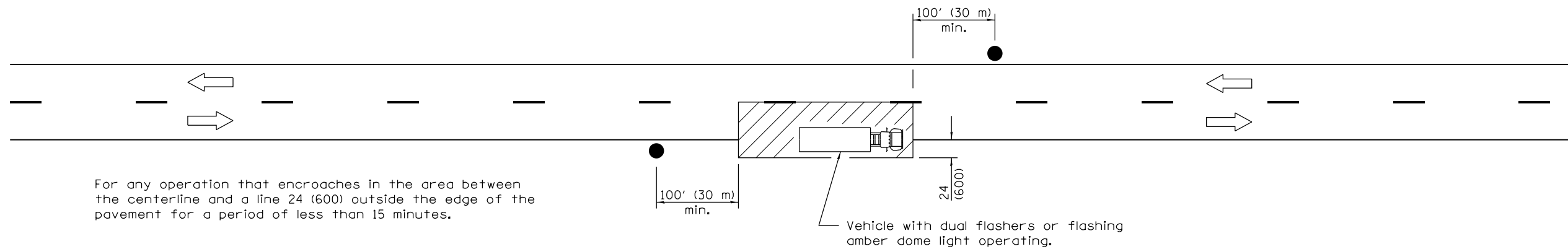
STANDARD 701011-04

Illinois Department of Transportation

APPROVED January 1, 2014
[Signature]
ENGINEER OF SAFETY ENGINEERING

APPROVED January 1, 2014
[Signature]
ENGINEER OF DESIGN AND ENVIRONMENT

ISSUED 1-1-97



SIGN SPACING	
Posted Speed	Sign Spacing
55	500' (150 m)
50-45	350' (100 m)
<45	200' (60 m)

① = Refer to SIGN SPACING table for distances.

TYPICAL APPLICATIONS

- Marking patches
- Field survey
- String line
- Utility operations
- Cleaning up debris on pavement

SYMBOLS

- Work area
- Sign on portable or permanent support
- Flagger with traffic control sign

All dimensions are in inches (millimeters) unless otherwise shown.

Illinois Department of Transportation

APPROVED January 1, 2011
Amelia A. Davis
 ENGINEER OF SAFETY ENGINEERING

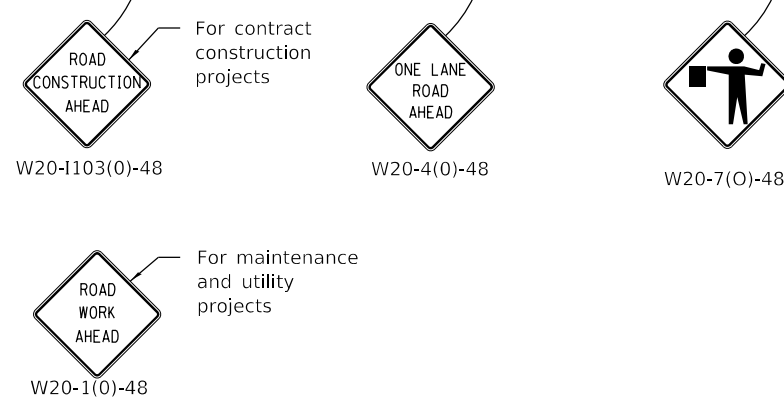
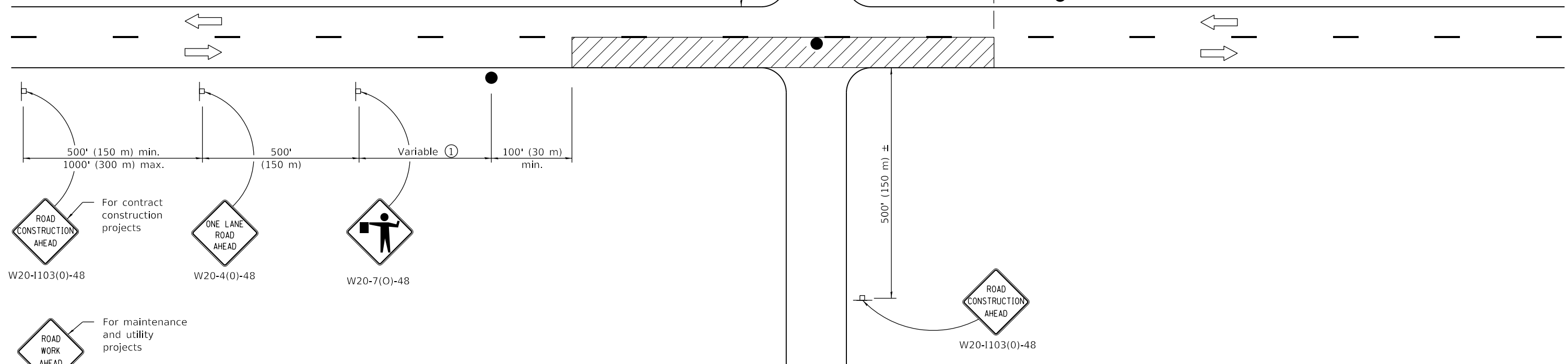
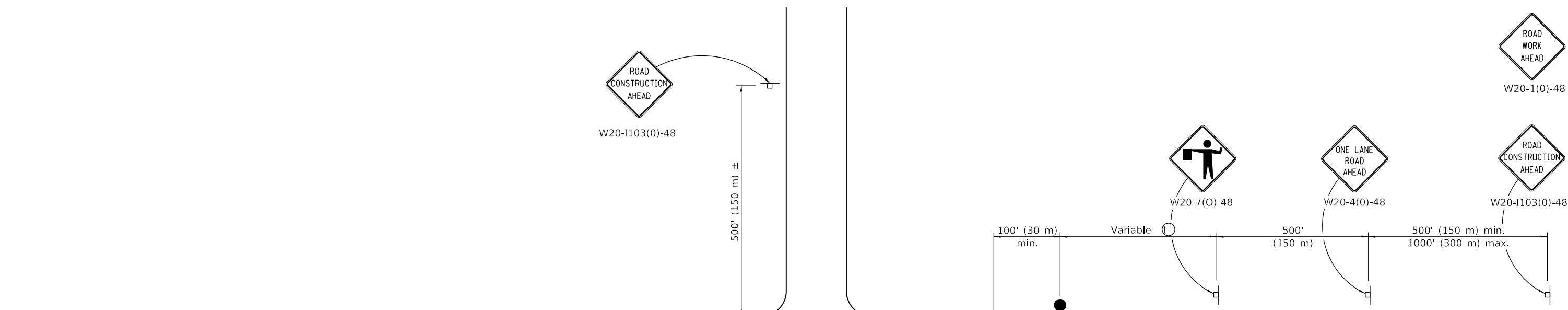
APPROVED January 1, 2011
Scott Schickel
 ENGINEER OF DESIGN AND ENVIRONMENT

ISSUED 1-1-97

DATE	REVISIONS
1-1-11	Revised flagger sign.
1-1-09	Switched units to English (metric).

LANE CLOSURE, 2L, 2W, SHORT TIME OPERATIONS

STANDARD 701301-04



TYPICAL APPLICATIONS

- Bituminous resurfacing
- Milling operations
- Utility operations
- Shoulder operations

SYMBOLS

- Work area
- Sign on portable or permanent support
- Flagger with traffic control sign

① Minimum distance is 200' (60 m). Maximum distance to be determined by the Engineer but should not exceed ½ the length required for one normal working day's operation or 2 miles (3200 m), whichever is less.

GENERAL NOTES

This Standard is used where at any time, any vehicle, equipment, workers or their activities require an intermittent or continuous moving operation on the pavement where the average speed of movement is greater than ½ mph (1 km/h) and less than 4 mph (6 km/h).

When the operation does not exceed 60 minutes, traffic control may be according to Standard 701301.

All dimensions are in inches (millimeters) unless otherwise shown.

DATE	REVISIONS
1-1-18	Revised lower speed limit for operation to ½ mph.
1-1-11	Revised flagger sign.

LANE CLOSURE, 2L, 2W, SLOW MOVING OPERATIONS DAY ONLY, FOR SPEEDS ≥ 45 MPH

STANDARD 701306-04

Illinois Department of Transportation

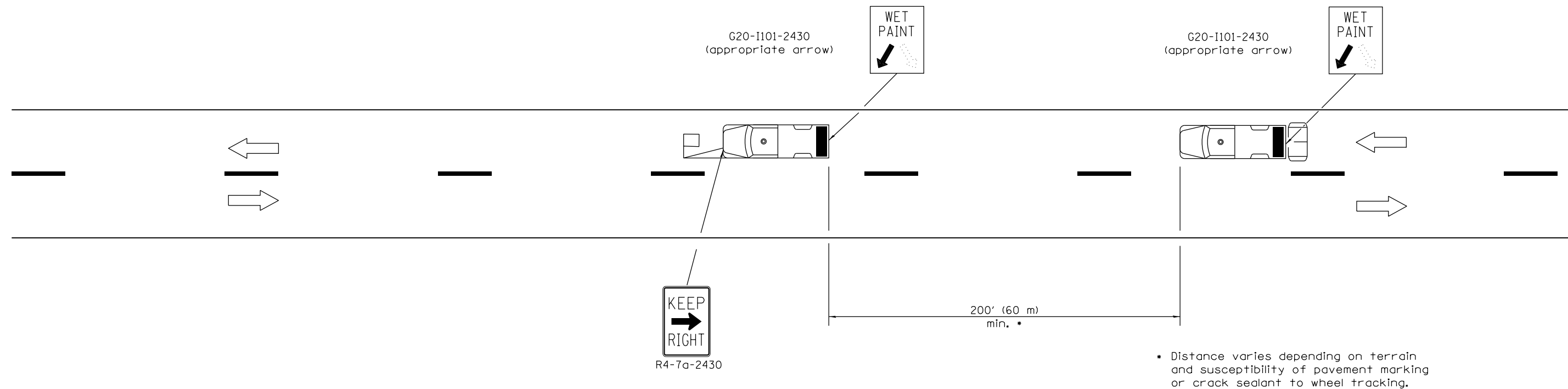
PASSED January 1, 2018

ENGINEER OF SAFETY PROG. AND ENGINEERING

APPROVED January 1, 2018

ENGINEER OF DESIGN AND ENVIRONMENT


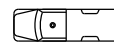


ISSUED 1-1-97



TYPICAL APPLICATIONS

- Landscaping work
- Utility work
- Pavement marking
- Weed spraying
- Roadometer measurements
- Debris cleanup
- Crack pouring

SYMBOLS

-  Arrow board (Hazard Mode only)
-  Truck with headlights, emergency flashers and flashing amber light. (visible from all directions)
-  18x18 (450x450) min. orange flag (use when guide wheel is used)
-  Truck mounted attenuator

GENERAL NOTES

This Standard is used where any vehicle, equipment, workers or their activities will require a continuous moving operation where the average speed is greater than 3 mph (5 km/h).

For shoulder operations not encroaching on the pavement, use DETAIL A, Standard 701426.

All dimensions are in inches (millimeters) unless otherwise shown.

DATE	REVISIONS
1-1-09	Switched units to English (metric). Omitted Pass With Care sign.
1-1-00	Elim. speed restrictions in Standard title.

**LANE CLOSURE 2L, 2W
MOVING OPERATIONS—
DAY ONLY**

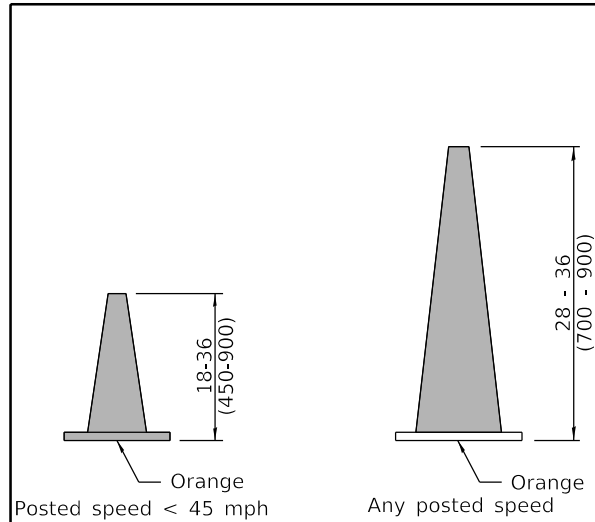
STANDARD 701311-03

Illinois Department of Transportation

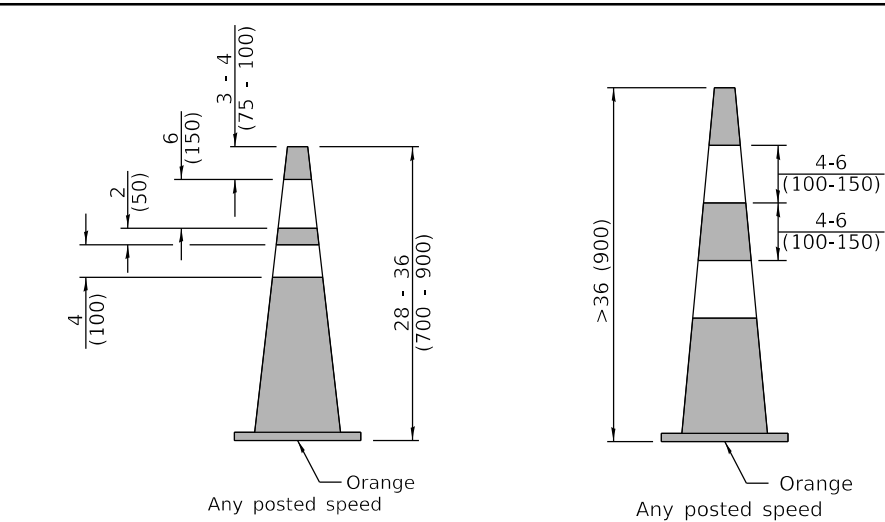
APPROVED January 1, 2009
ENGINEER OF OPERATIONS

APPROVED January 1, 2009
ENGINEER OF DESIGN AND ENVIRONMENT

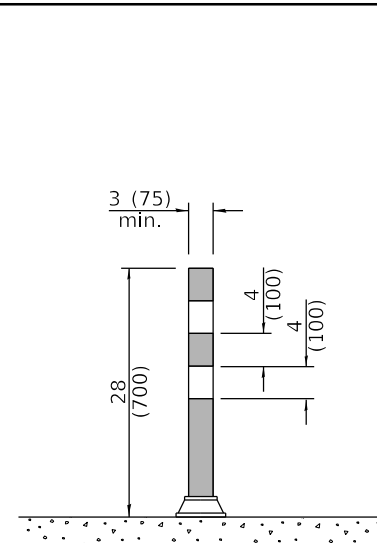
ISSUED 1-1-97



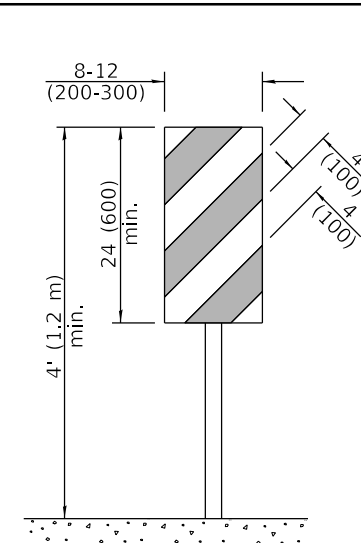
DAYTIME USE



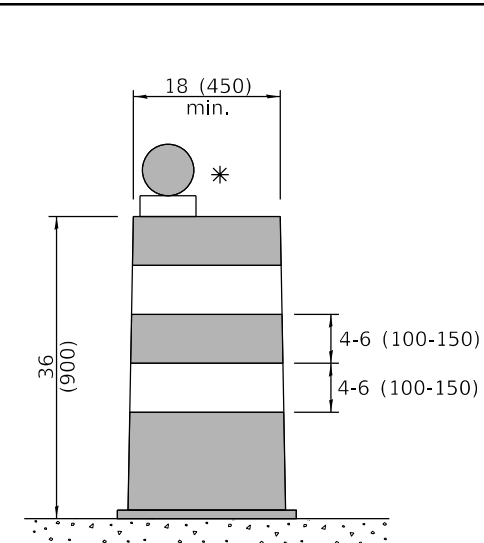
DAY OR NIGHTTIME USE



TUBULAR MARKER

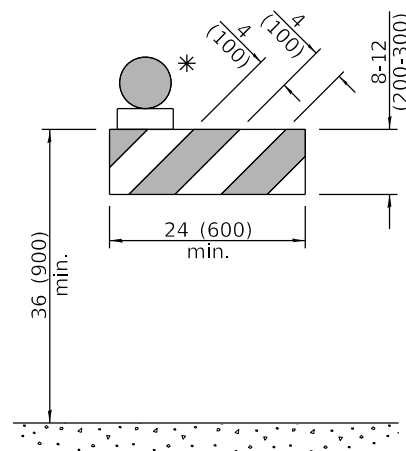


**VERTICAL PANEL
POST MOUNTED**

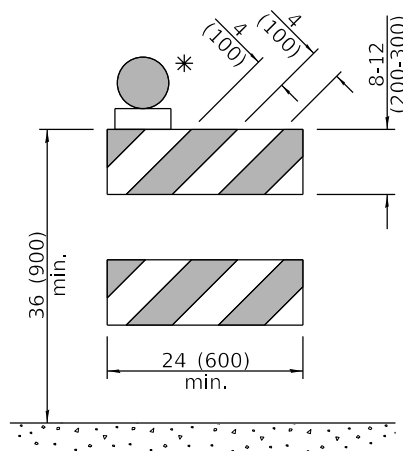


DRUM

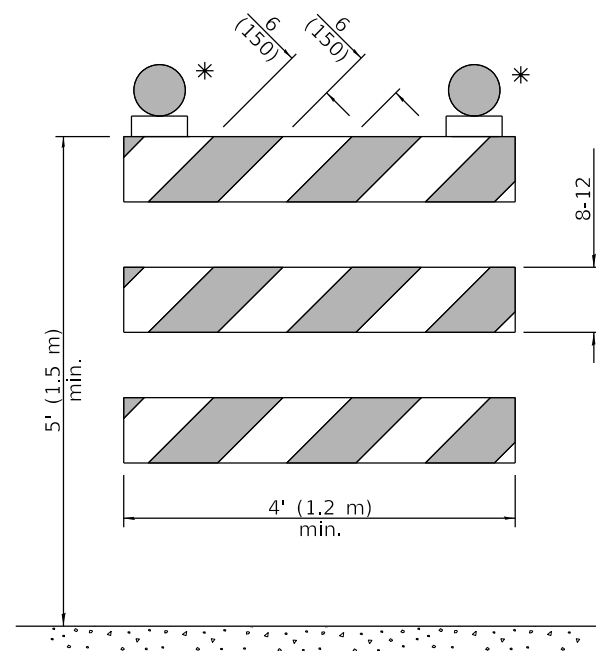
CONES



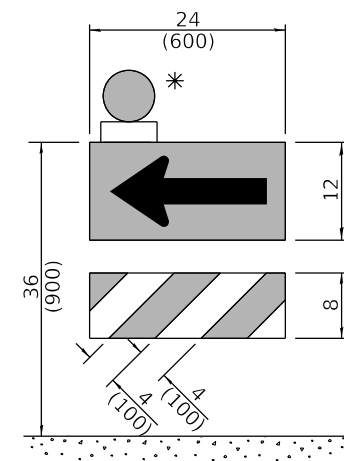
TYPE I BARRICADE



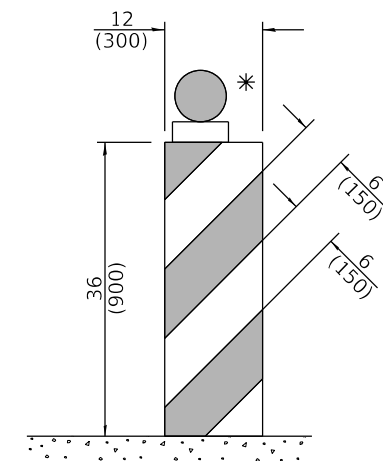
TYPE II BARRICADE



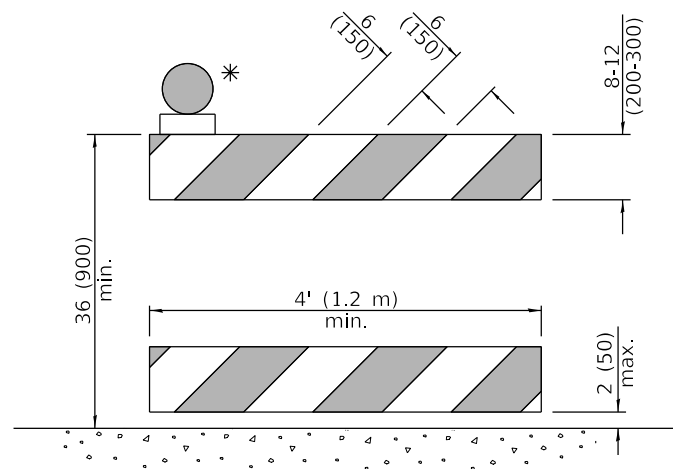
TYPE III BARRICADE



**DIRECTION INDICATOR
BARRICADE**



VERTICAL BARRICADE



**DETECTABLE PEDESTRIAN
CHANNELIZING BARRICADE**

* Warning lights (if required)

GENERAL NOTES

All heights shown shall be measured above the pavement surface.

All dimensions are in inches (millimeters) unless otherwise shown.

DATE	REVISIONS
1-1-19	Revised cone usage and added cones >36" (900 mm) height.
1-1-18	Revised END WORK ZONE SPEED LIMIT sign from orange to white background.

TRAFFIC CONTROL DEVICES

(Sheet 1 of 3)

STANDARD 701901-08

Illinois Department of Transportation

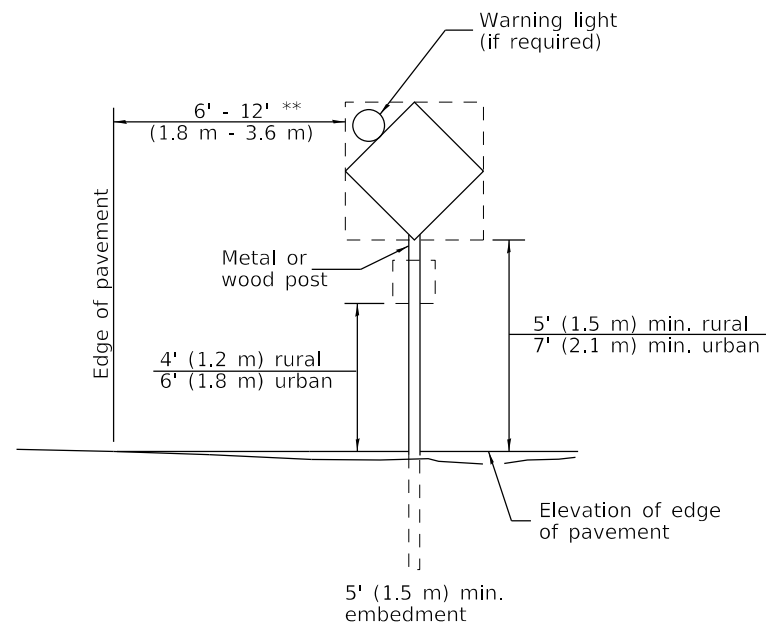
APPROVED January 1, 2019

 ENGINEER OF SAFETY PROG. AND ENGINEERING

APPROVED January 1, 2019

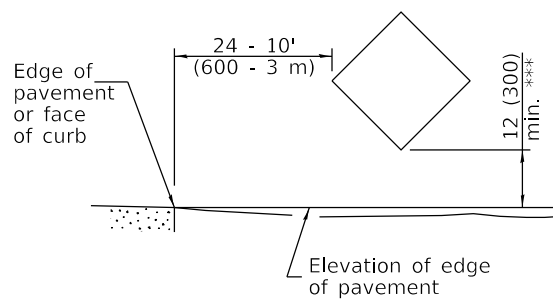
 ENGINEER OF DESIGN AND ENVIRONMENT

ISSUED
 ET-1-1 08/SS1



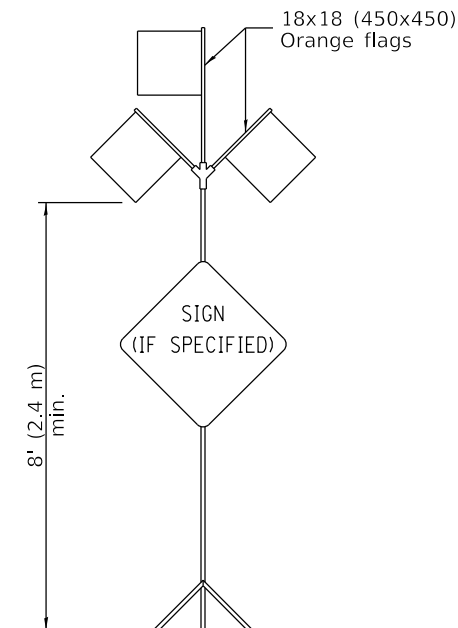
POST MOUNTED SIGNS

** When curb or paved shoulder are present this dimension shall be 24 (600) to the face of curb or 6' (1.8 m) to the outside edge of the paved shoulder.



SIGNS ON TEMPORARY SUPPORTS

*** When work operations exceed four days, this dimension shall be 5' (1.5 m) min. If located behind other devices, the height shall be sufficient to be seen completely above the devices.



HIGH LEVEL WARNING DEVICE

ROAD CONSTRUCTION NEXT X MILES	END CONSTRUCTION
G20-I104(0)-6036	G20-I105(0)-6024

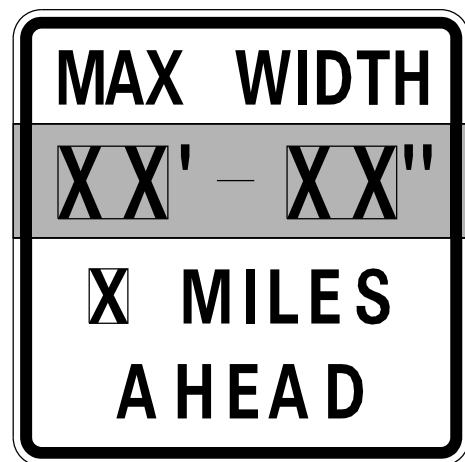
This signing is required for all projects 2 miles (3200 m) or more in length.

ROAD CONSTRUCTION NEXT X MILES sign shall be placed 500' (150 m) in advance of project limits.

END CONSTRUCTION sign shall be erected at the end of the job unless another job is within 2 miles (3200 m).

Dual sign displays shall be utilized on multi-lane highways.

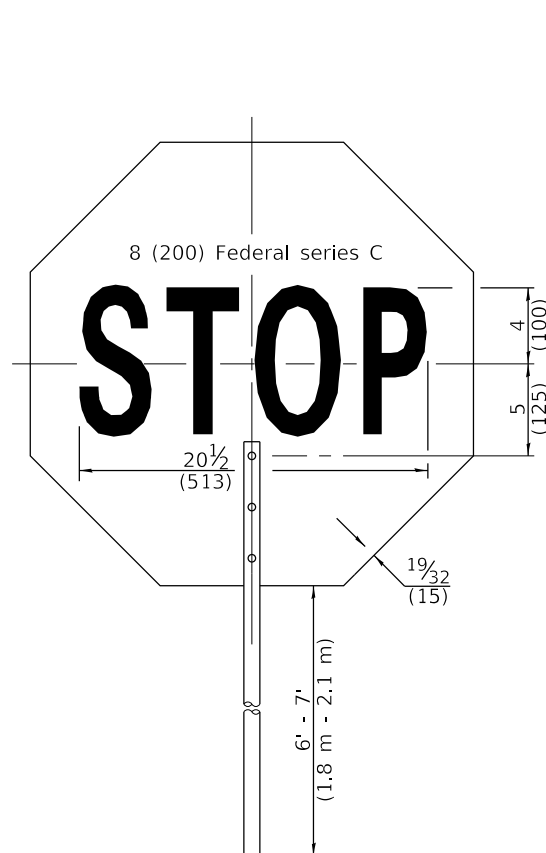
WORK LIMIT SIGNING



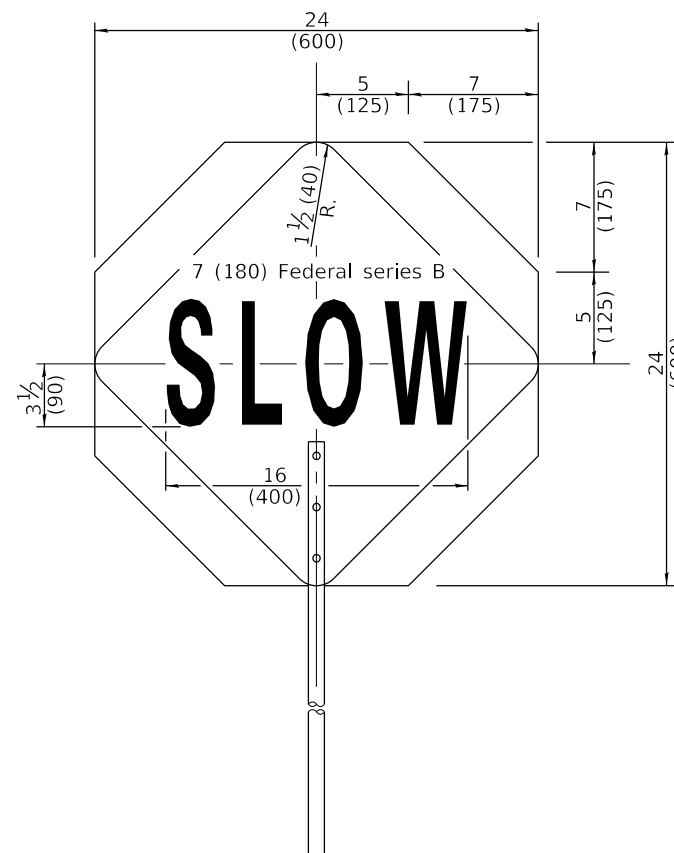
W12-I103-4848

WIDTH RESTRICTION SIGN

XX'-XX" width and X miles are variable.



FRONT SIDE



REVERSE SIDE

FLAGGER TRAFFIC CONTROL SIGN

WORK ZONE	W21-III5(0)-3618
SPEED LIMIT XX	R2-1-3648
PHOTO ENFORCED	R10-I108p-3618 ****
\$XXX FINE MINIMUM	R2-I106p-3618

Sign assembly as shown on Standards or as allowed by District Operations.

END WORK ZONE SPEED LIMIT	G20-I103-6036
---------------------------	---------------

This sign shall be used when the above sign assembly is used.

HIGHWAY CONSTRUCTION SPEED ZONE SIGNS

**** R10-I108p shall only be used along roadways under the jurisdiction of the State.

Illinois Department of Transportation

APPROVED January 1, 2019
Amber Watt
 ENGINEER OF SAFETY PROG. AND ENGINEERING

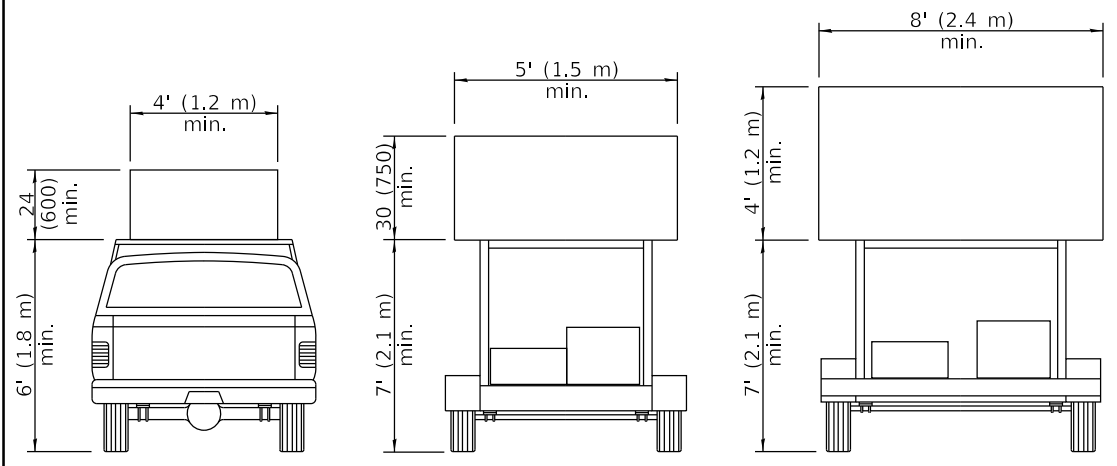
APPROVED January 1, 2019
Joe E. ...
 ENGINEER OF DESIGN AND ENVIRONMENT

ISSUED 1-1-13

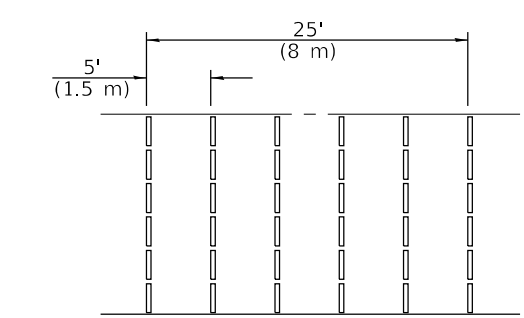
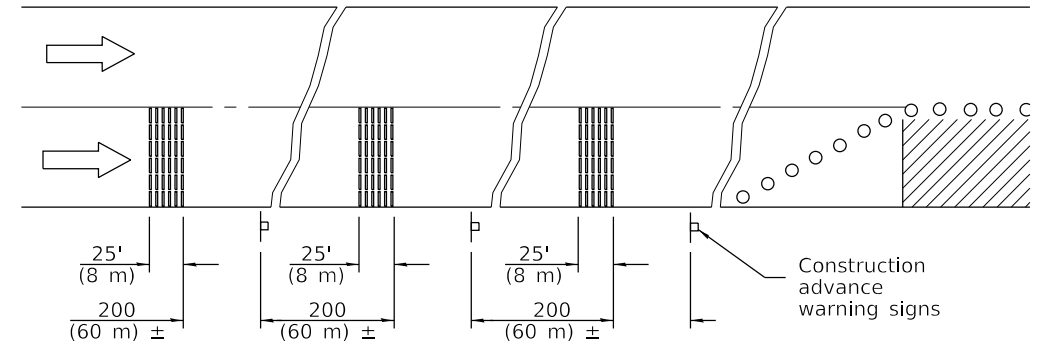
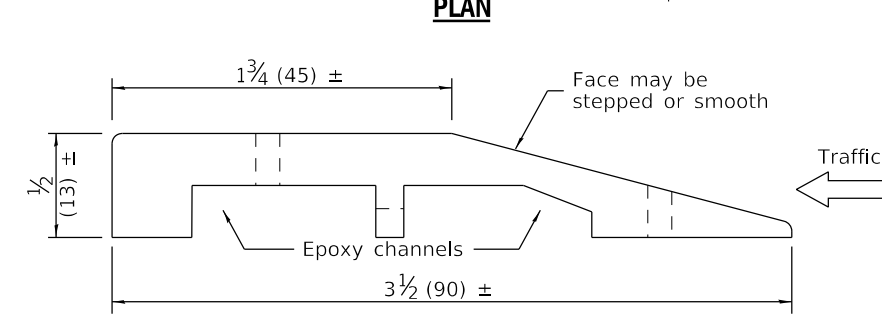
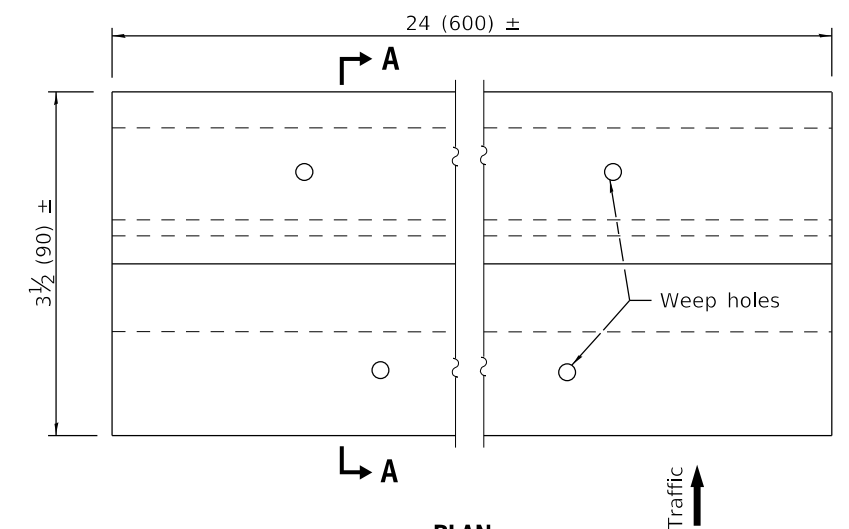
TRAFFIC CONTROL DEVICES

(Sheet 2 of 3)

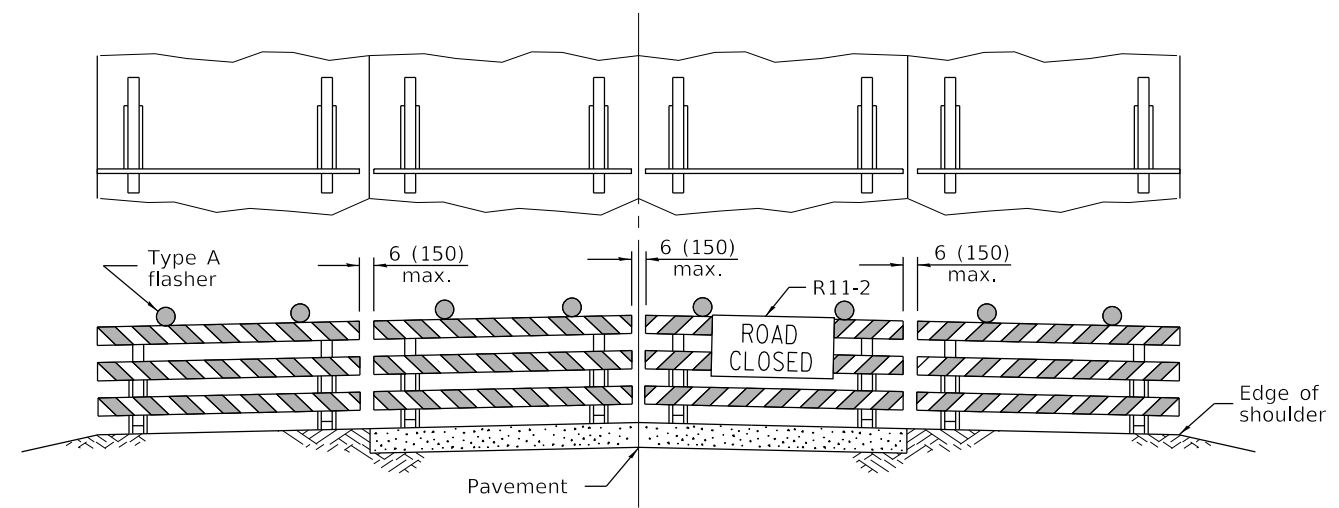
STANDARD 701901-08



ARROW BOARDS

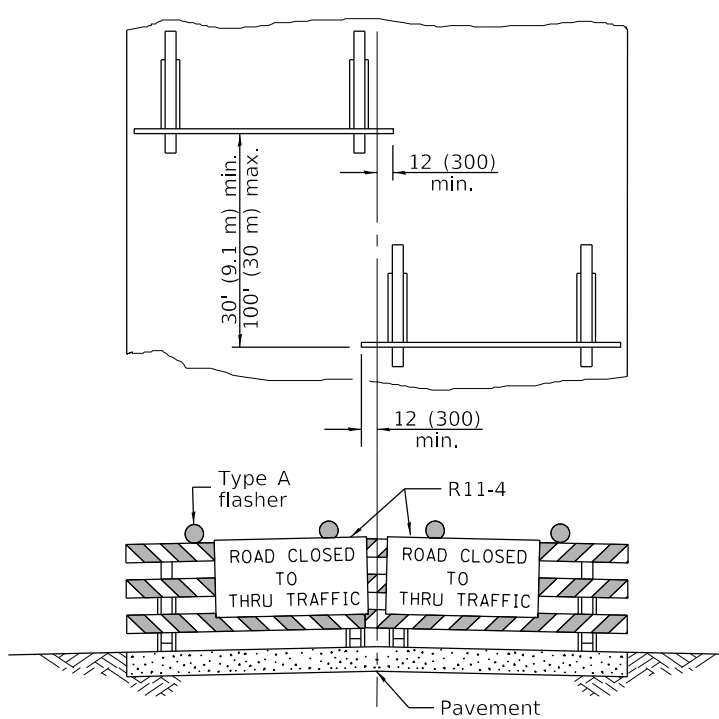


TEMPORARY RUMBLE STRIPS



ROAD CLOSED TO ALL TRAFFIC

Reflectorized striping may be omitted on the back side of the barricades. If a Type III barricade with an attached sign panel which meets NCHRP 350 is not available, the sign may be mounted on an NCHRP 350 temporary sign support directly in front of the barricade.



ROAD CLOSED TO THRU TRAFFIC

Reflectorized striping shall appear on both sides of the barricades. If a Type III barricade with an attached sign panel which meets NCHRP 350 is not available, the signs may be mounted on NCHRP 350 temporary sign supports directly in front of the barricade.

TYPICAL APPLICATIONS OF TYPE III BARRICADES CLOSING A ROAD

TRAFFIC CONTROL DEVICES

(Sheet 3 of 3)

STANDARD 701901-08

Illinois Department of Transportation

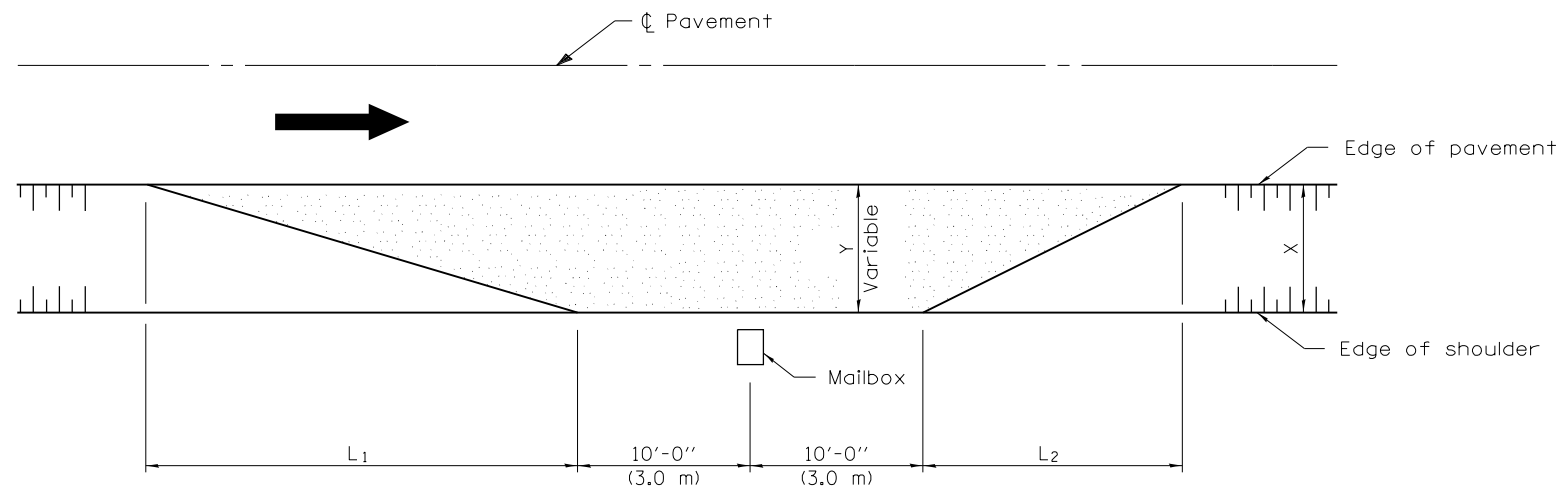
APPROVED January 1, 2019

Cynthia Watt
ENGINEER OF SAFETY PROG. AND ENGINEERING

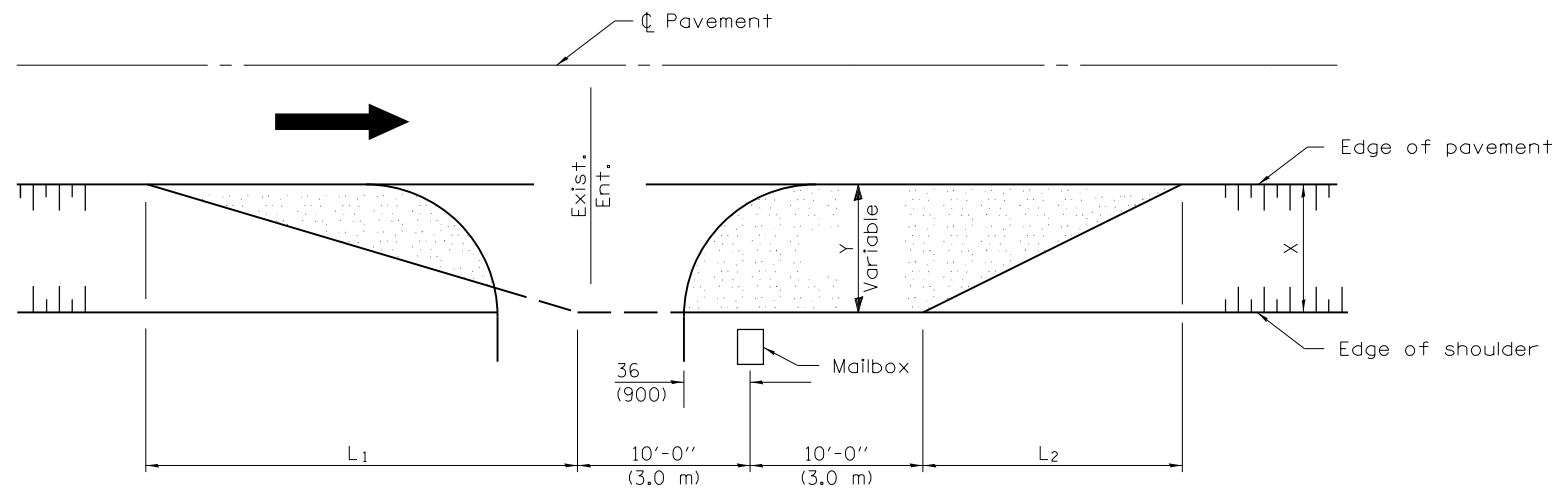
APPROVED January 1, 2019

Joe E. ...
ENGINEER OF DESIGN AND ENVIRONMENT

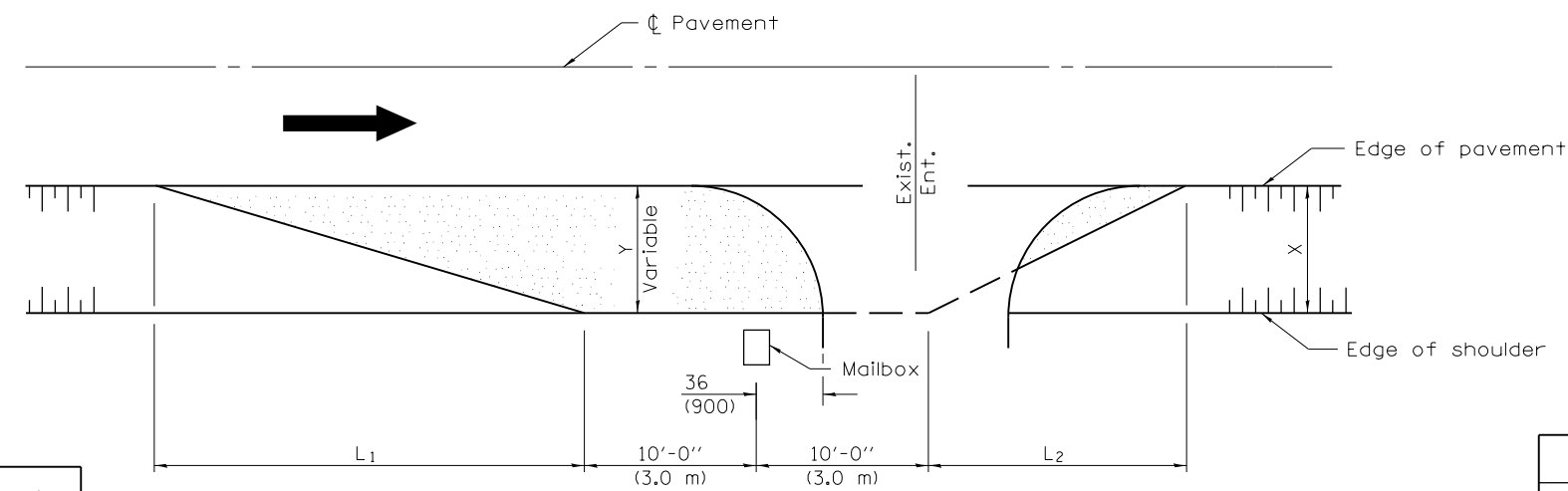
ISSUES: E1-1-1



TYPICAL APPLICATION



MAILBOX ON FAR SIDE OF ENTRANCE



MAILBOX ON NEAR SIDE OF ENTRANCE

DIMENSIONS - ft. (m)						
Width of Shoulder (X)	12 (3.6)	10 (3.0)	8 (2.4)	6 (1.8)	5 (1.5)	4 (1.2)
Width of Turnout (Y)	8 (2.4)	8 (2.4)	6 (1.8)	4 (1.2)	4 (1.2)	4 (1.2)
L ₁	30 (9.0)	30 (9.0)	23 (6.9)	15 (4.5)	15 (4.5)	15 (4.5)
L ₂	20 (6.0)	20 (6.0)	15 (4.5)	10 (3.0)	10 (3.0)	10 (3.0)

Note:
Dimensions for Township and District Roads may vary from the above dimensions.

GENERAL NOTES

Mailboxes shall be mounted such that the face of the mailbox is 6 (150) to 12 (300) and the post a minimum of 24 (600) from the edge of the turnout surfacing.

All dimensions are in inches (millimeters) unless otherwise shown.

DATE	REVISIONS
1-1-09	Switched units to English (metric).
1-1-99	Add width of shoulder X.

MAILBOX TURNOUT FOR LOCAL ROADS

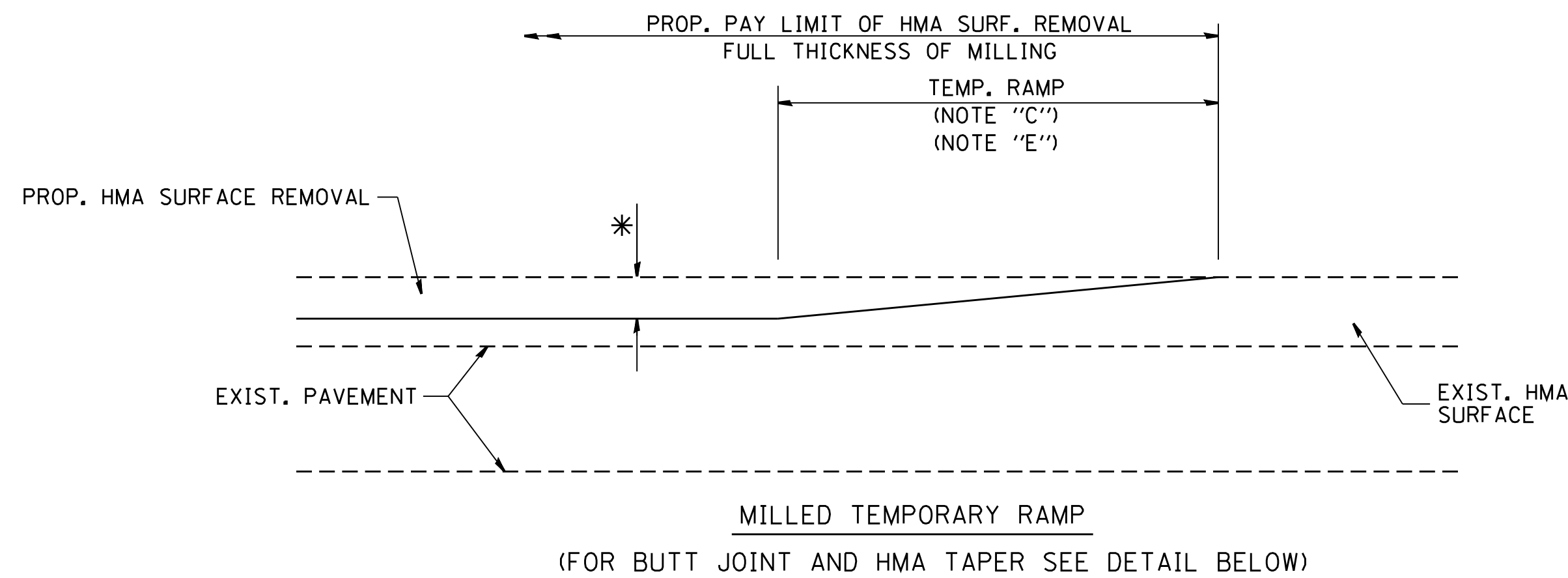
STANDARD B.L.R. 24-2

Illinois Department of Transportation

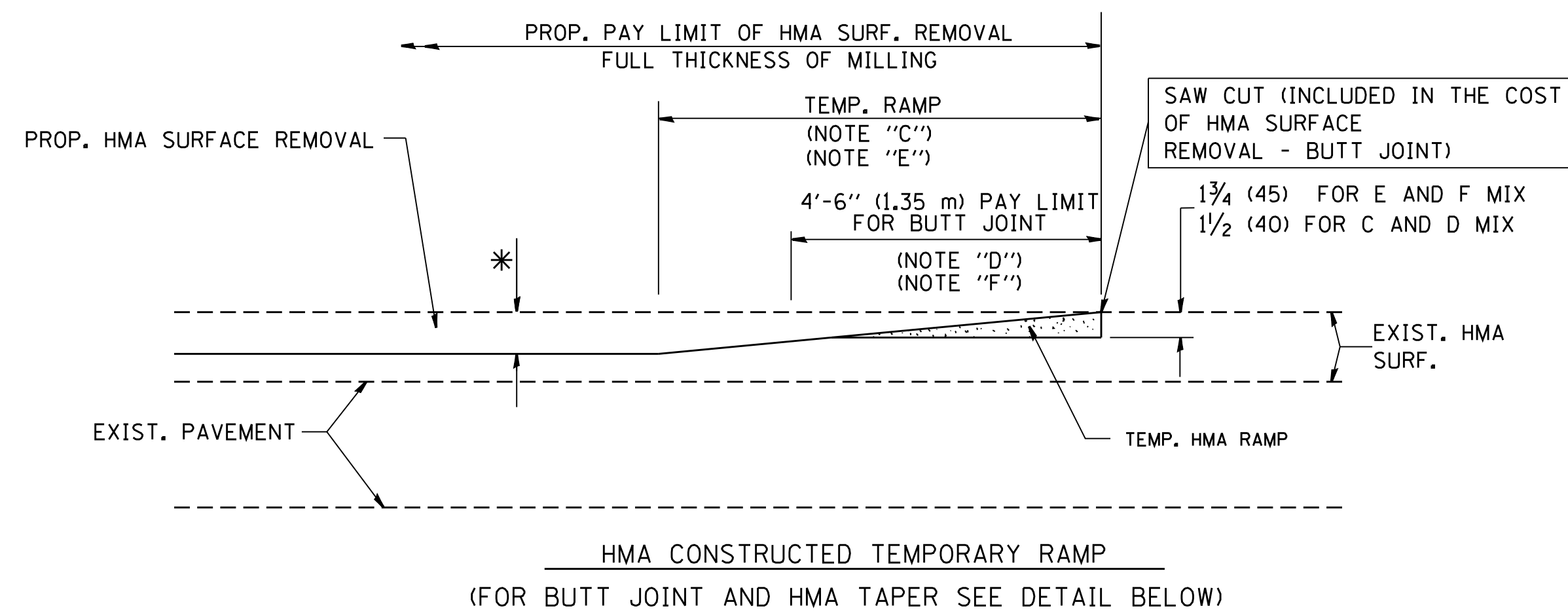
APPROVED January 1, 2009
Charles J. Longwell
ENGINEER OF LOCAL ROADS AND STREETS

APPROVED January 1, 2009
Ken E. Han
ENGINEER OF DESIGN AND ENVIRONMENT

ISSUED 1-1-97

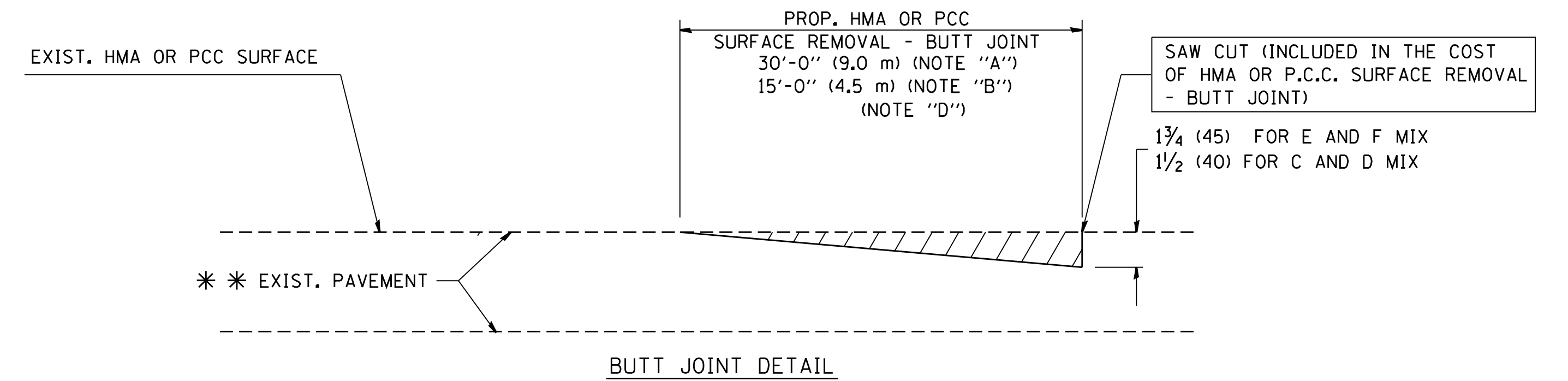


OPTION 1

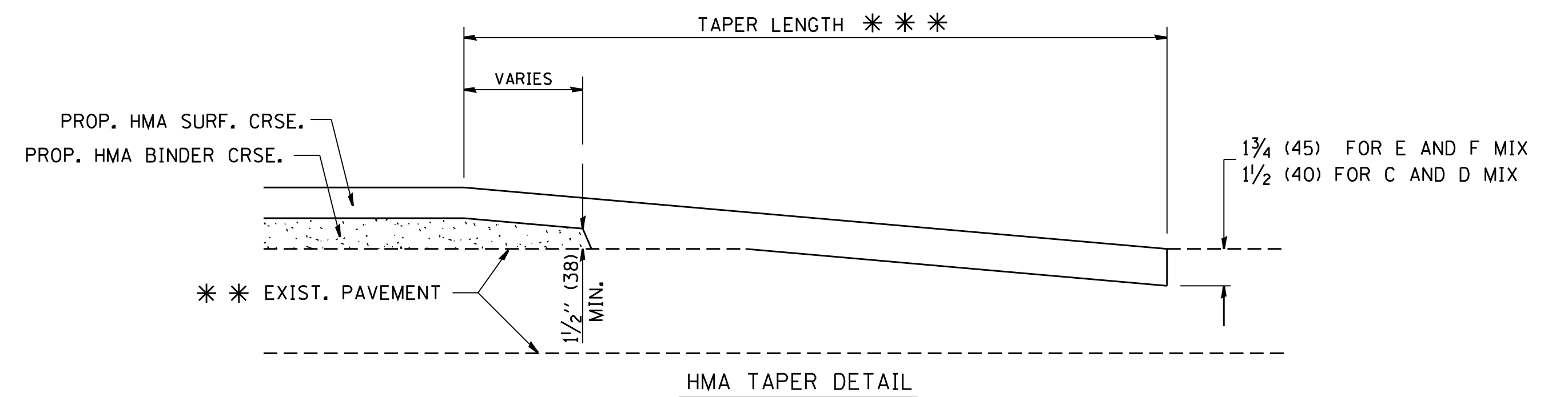


OPTION 2

TYPICAL TEMPORARY RAMP



BUTT JOINT DETAIL



HMA TAPER DETAIL

TYPICAL BUTT JOINT AND HMA TAPER FOR RESURFACING ONLY

*** PC CONCRETE, HMA OR HMA RESURFACED PAVEMENT.

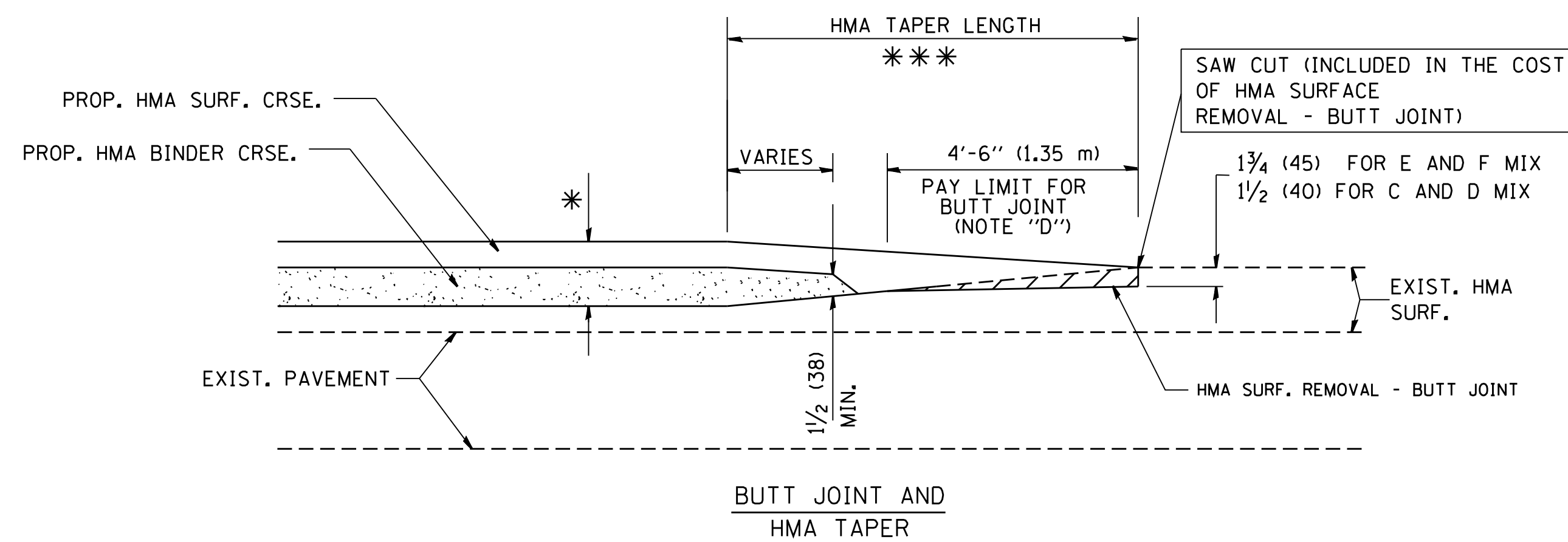
NOTES

- A: MAINLINE ROADWAYS AND MAJOR SIDE ROADS.
 - B: MINOR SIDE ROADS.
 - C: THE TEMP. RAMP SHALL BE CONSTRUCTED IMMEDIATELY UPON REMOVAL OF THE EXISTING HMA SURFACE.
 - D: THE BUTT JOINT SHALL BE CONSTRUCTED IMMEDIATELY PRIOR TO PLACING THE PROPOSED HMA COURSES.
 - E: TAPER THE TEMP. RAMP AT A RATE OF 3'-0" (900 mm) PER 1 INCH (25 mm) OF MILLING THICKNESS.
 - F: INSTALLATION AND REMOVAL OF THE 4'-6" (1.35 m) TEMP. RAMP IS INCLUDED IN COST OF HMA SURFACE REMOVAL - BUTT JOINT
 - G: SEE ARTICLE 406.08 AND 406.14 OF THE STANDARD SPECIFICATIONS FOR "HMA AND/OR PCC SURFACE REMOVAL, BUTT JOINT".
- * SEE TYPICAL SECTIONS FOR MILLING THICKNESS.
- *** 20'-0" (6.1 m) PER 1 (25) RESURFACING (NOTE "A")
10'-0" (3.0 m) PER 1 (25) RESURFACING (NOTE "B")

BASIS OF PAYMENT:

THE BUTT JOINT WILL BE PAID FOR AT THE CONTRACT UNIT PRICE PER SQUARE YARD (SQUARE METER) FOR "HOT-MIX ASPHALT SURFACE REMOVAL - BUTT JOINT" OR FOR "PORTLAND CEMENT CONCRETE SURFACE REMOVAL - BUTT JOINT".

ALL DIMENSIONS ARE IN INCHES (MILLIMETERS) UNLESS OTHERWISE SHOWN.



TYPICAL BUTT JOINT AND HMA TAPER FOR MILLING AND RESURFACING

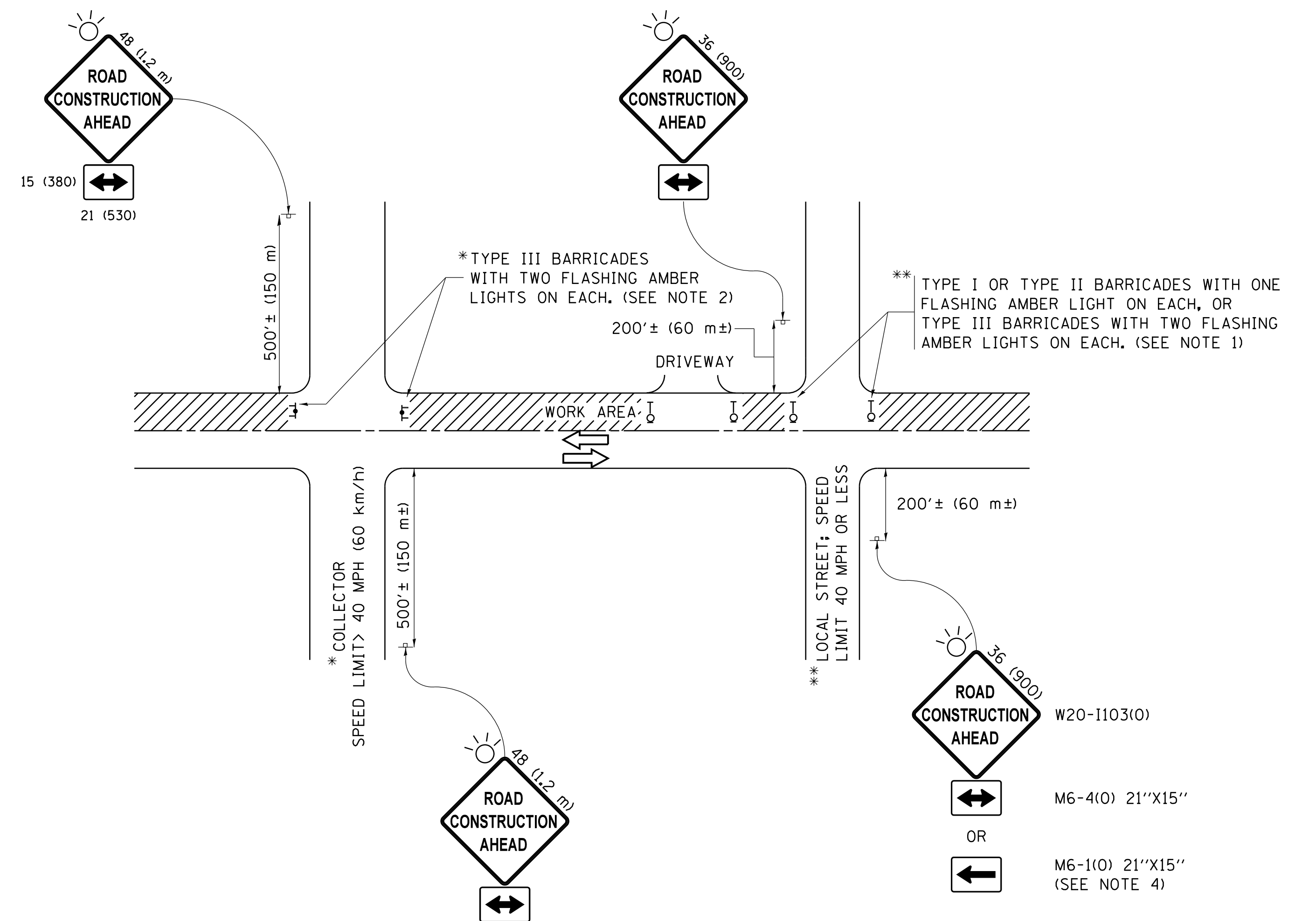
FILE NAME = W:\diststd\22x34\bd32.dgn	USER NAME = gajlonobt	DESIGNED - M. DE YONG	REVISED - R. SHAH 10-25-94
		DRAWN -	REVISED - A. ABBAS 03-21-97
	PLOT SCALE = 50.0000' / IN.	CHECKED -	REVISED - M. GOMEZ 04-06-01
	PLOT DATE = 1/4/2008	DATE - 06-13-90	REVISED - R. BORO 01-01-07

**STATE OF ILLINOIS
DEPARTMENT OF TRANSPORTATION**

**BUTT JOINT AND
HMA TAPER DETAILS**

SCALE: NONE SHEET NO. 1 OF 1 SHEETS STA. TO STA.

F.A. RTE.	SECTION	COUNTY	TOTAL SHEETS	SHEET NO.
BD400-05 BD32		CONTRACT NO.		
FED. ROAD DIST. NO. 1 ILLINOIS FED. AID PROJECT				



NOTES:

1. SIDE ROAD WITH A SPEED LIMIT OF 40 MPH (60 km/h) OR LESS AS SHOWN ON THE DRAWING AND AS DIRECTED BY THE ENGINEER:
 - a) ONE "ROAD CONSTRUCTION AHEAD" SIGN 36 x 36 (900x900) WITH A FLASHER MOUNTED ON IT APPROXIMATELY 200' (60 m) IN ADVANCE OF THE MAIN ROUTE.
 - b) THE CLOSED PORTION OF THE MAIN ROUTE SHALL BE PROTECTED BY BLOCKING WITH TYPE I, TYPE II OR TYPE III BARRICADES, 1/3 OF THE CROSS SECTION OF THE CLOSED PORTION.
2. SIDE ROAD WITH A SPEED LIMIT GREATER THAN 40 MPH (60 km/h) AS SHOWN ON THE DRAWING AND AS DIRECTED BY THE ENGINEER:
 - a) ONE "ROAD CONSTRUCTION AHEAD" SIGN 48 x 48 (1.2 m x 1.2 m) WITH A FLASHER MOUNTED ON IT APPROXIMATELY 500' (150 m) IN ADVANCE OF THE MAIN ROUTE.
 - b) THE CLOSED PORTION OF THE MAIN ROUTE SHALL BE PROTECTED BY BLOCKING WITH TYPE III BARRICADES, 1/2 OF THE CROSS SECTION OF THE CLOSED PORTION.
3. CONES MAY BE SUBSTITUTED FOR BARRICADES OR DRUMS AT HALF THE SPACING DURING DAY OPERATIONS. CONES SHALL BE A MINIMUM OF 28 (710) IN HEIGHT.
4. WHEN THE SIDE ROAD LIES BETWEEN THE BEGINNING OF THE MAINLINE SIGNING AND THE WORK ZONE, A SINGLE HEADED ARROW (M6-1) SHALL BE USED IN LIEU OF THE DOUBLE HEADED ARROW (M6-4).
5. WHEN WORK IS BEING PERFORMED ON A SIDE ROAD OR DRIVEWAY, FOLLOW THE APPLICABLE STANDARD(S). THE DIRECTIONAL ARROW (M6-1 OR M6-4) SHALL BE COVERED OR REMOVED WHEN NO LONGER CONSISTENT WITH THE TRAFFIC CONTROL SET-UP.
6. ADVANCE WARNING SIGNS ARE TO BE OMITTED ON DRIVEWAYS UNLESS OTHERWISE SPECIFIED IN THE PLANS OR BY THE ENGINEER.
7. THE TRAFFIC CONTROL AND PROTECTION FOR SIDE ROADS, INTERSECTIONS, AND DRIVEWAYS SHALL BE INCLUDED IN THE COST OF SPECIFIED TRAFFIC CONTROL STANDARDS OR ITEMS.

All dimensions are in inches (millimeters) unless otherwise shown.

FILE NAME =	USER NAME = footemj	DESIGNED - L.H.A.	REVISED - A. HOUSEH 10-15-96
pw:\IL084EBIDINTEG.illinois.gov\PWIDOT\Documents\IDOT Offices\District 1\Projects\Dist1\CADDData\CADsheets\tc10.dgn		DRAWN	REVISED - T. RAMMACHER 01-06-00
Default	PLOT SCALE = 50.000' / in.	CHECKED -	REVISED - A. SCHUETZE 07-01-13
	PLOT DATE = 9/15/2016	DATE - 06-89	REVISED - A. SCHUETZE 09-15-16

**STATE OF ILLINOIS
DEPARTMENT OF TRANSPORTATION**

**TRAFFIC CONTROL AND PROTECTION FOR
SIDE ROADS, INTERSECTIONS, AND DRIVEWAYS**

SCALE: NONE SHEET 1 OF 1 SHEETS STA. TO STA.

F.A. RTE.	SECTION	COUNTY	TOTAL SHEETS	SHEET NO.
	TC-10			
ILLINOIS FED. AID PROJECT			CONTRACT NO.	

TURN BAY ENTRANCE AT START OF LANE CLOSURE TAPER

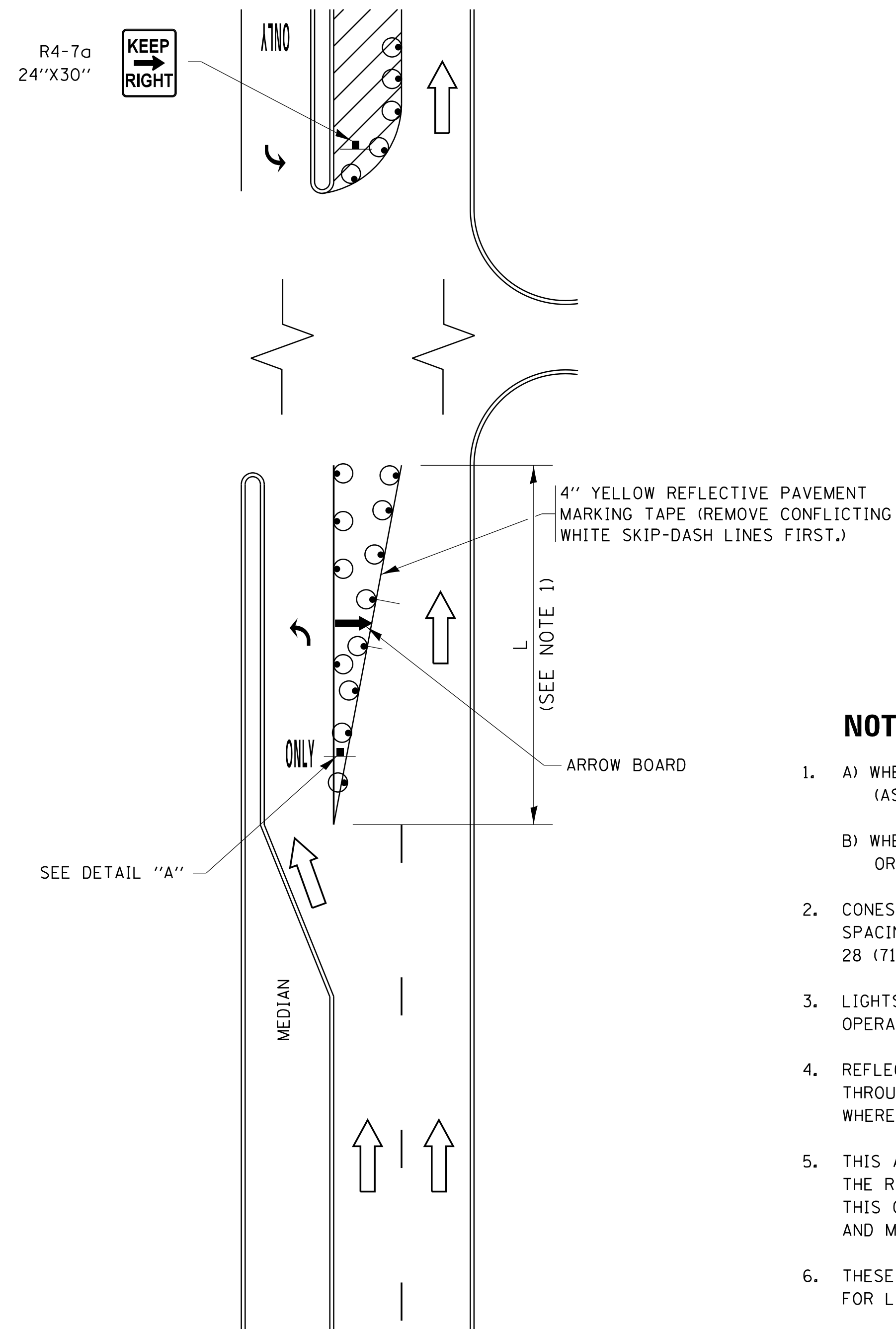


FIGURE 1

TURN BAY ENTRANCE WITHIN A LANE CLOSURE

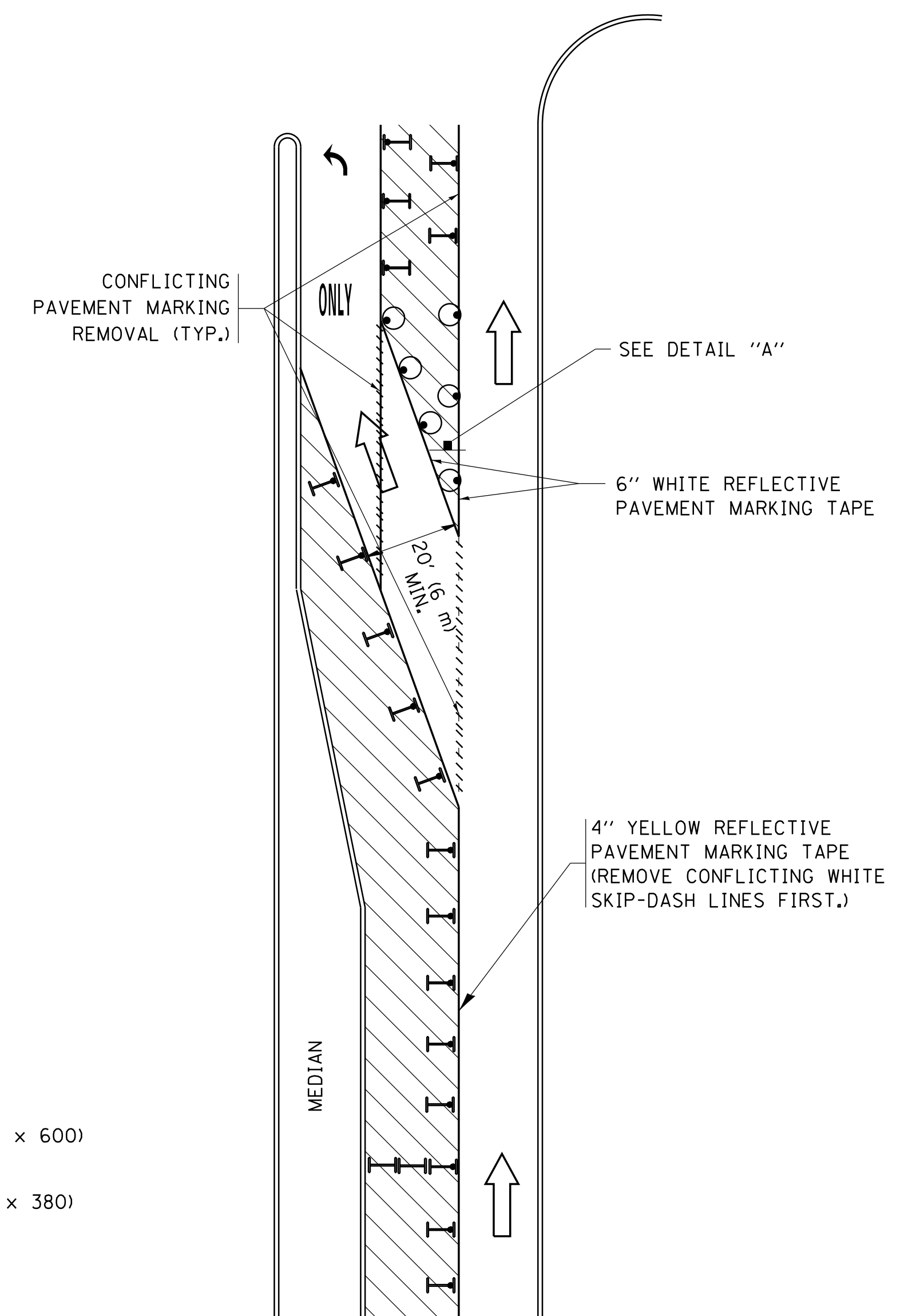


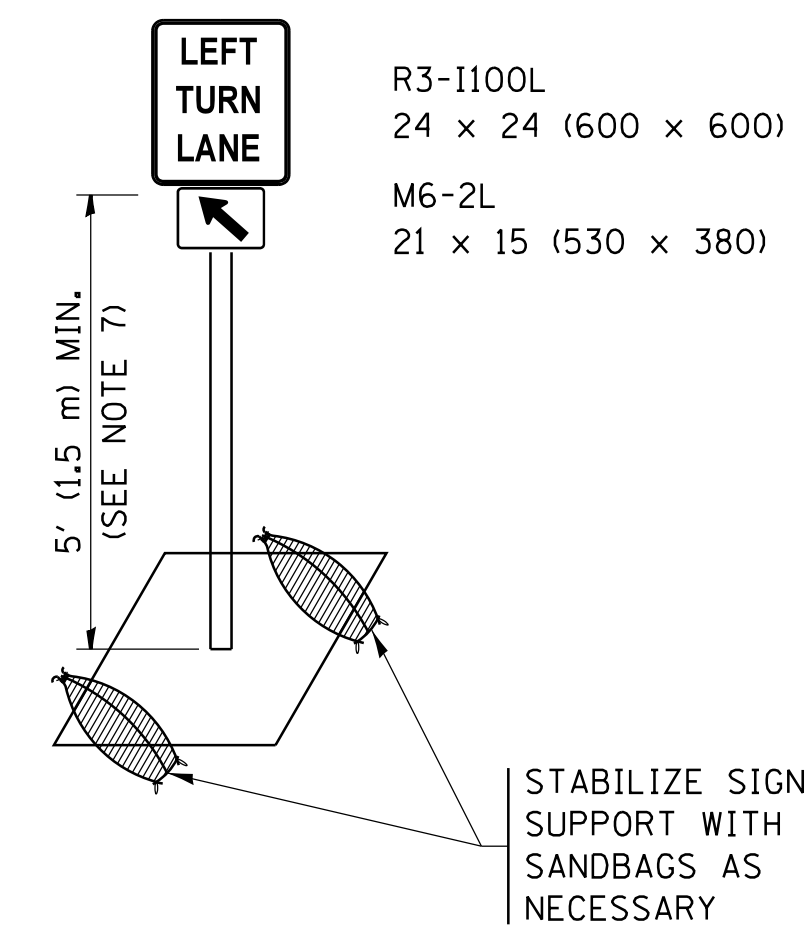
FIGURE 2

LEGEND

- WORK AREA
- LANE OPEN TO TRAFFIC
- ARROW BOARD
- TYPE I OR II BARRICADE OR DRUM WITH STEADY BURN LIGHT
- DRUM WITH STEADY BURN LIGHT
- SIGN ASSEMBLY
- TYPE I OR II CHECK BARRICADE WITH FLASHING LIGHT

NOTES:

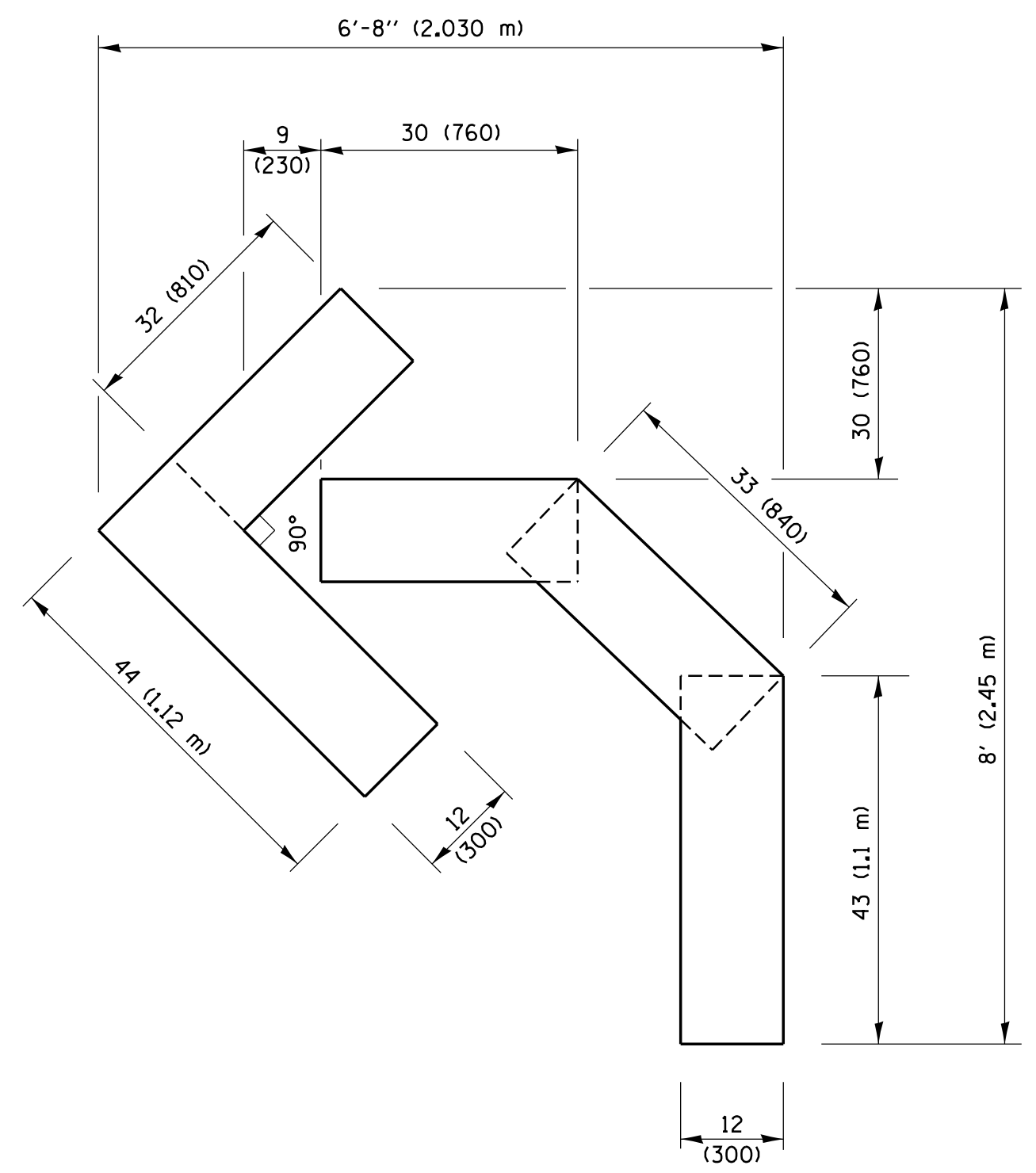
1. A) WHEN "L" IS \leq THE STORAGE LENGTH OF THE TURN LANE (AS SHOWN IN FIG. 1), USE FIGURE 1.
B) WHEN "L" IS $>$ THE STORAGE LENGTH OF THE TURN LANE OR THE TURN LANE IS WITHIN THE LANE CLOSURE, USE FIGURE 2.
2. CONES MAY BE SUBSTITUTED FOR BARRICADES OR DRUMS AT HALF THE SPACING DURING DAY OPERATIONS. CONES SHALL BE A MINIMUM OF 28 (710) IN HEIGHT.
3. LIGHTS WILL NOT BE REQUIRED ON BARRICADES OR DRUMS FOR DAY OPERATIONS. ALL LIGHTS SHALL BE MONODIRECTIONAL.
4. REFLECTIVE TEMPORARY PAVEMENT MARKINGS SHALL BE PLACED THROUGHOUT THE BARRICADED AREAS OF EACH TURN BAY AS SHOWN WHERE THE CLOSURE TIME IS GREATER THAN FOURTEEN (14) DAYS.
5. THIS APPLICATION ALSO APPLIES WHEN WORK IS BEING PERFORMED IN THE RIGHT LANE(S) AND THE RIGHT TURN BAY IS TO REMAIN OPEN. UNDER THIS CONDITION, "RIGHT TURN LANE" R3-I100R 24 x 24 (600 x 600) AND M6-2R 21 x 15 (530 x 380) SHALL BE USED.
6. THESE CONTROLS SHALL SUPPLEMENT MAINLINE TRAFFIC CONTROL FOR LANE CLOSURES.
7. THE SIGNS SHALL BE MOUNTED ABOVE THE BARRICADES/DRUMS ON SEPARATE SIGN SUPPORTS THAT MEET NCHRP 350 OR MASH PREQUIREMENTS.
8. TRAFFIC CONTROL AND PROTECTION AT TURN BAYS (TO REMAIN OPEN TO TRAFFIC) SHALL BE INCLUDED IN THE COST OF SPECIFIED TRAFFIC CONTROL STANDARDS OR ITEMS.



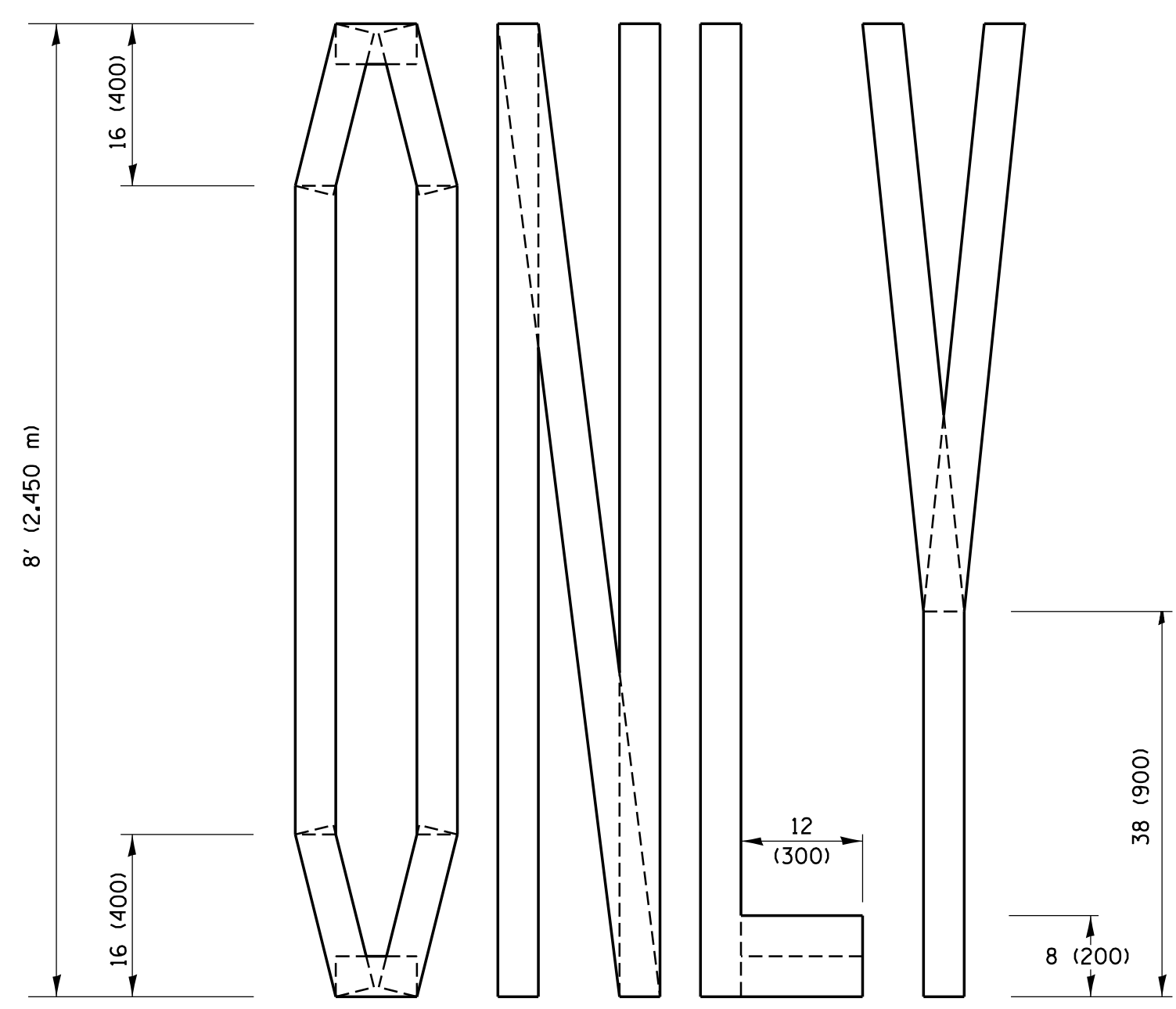
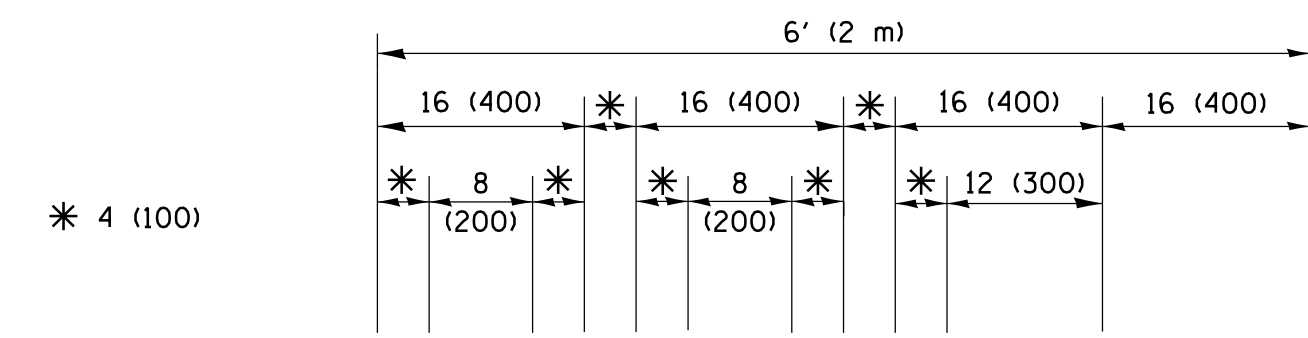
DETAIL A

All dimensions are in inches (millimeters) unless otherwise shown.

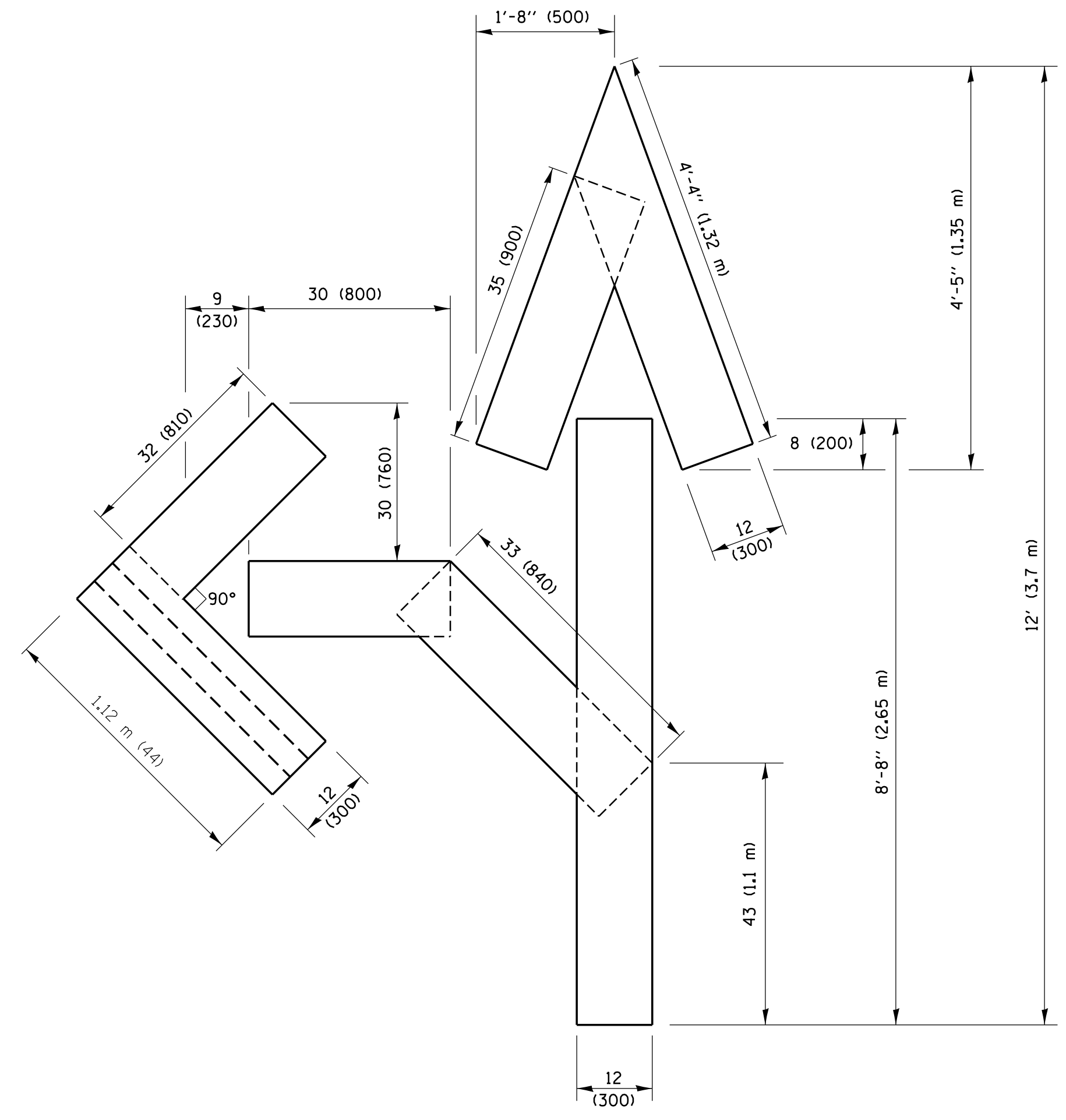
FILE NAME =	USER NAME = footemj	REVISED - T. RAMMACHER 09-08-94	REVISED - R. BORO 09-14-09	STATE OF ILLINOIS DEPARTMENT OF TRANSPORTATION	TRAFFIC CONTROL AND PROTECTION AT TURN BAYS (TO REMAIN OPEN TO TRAFFIC)			F.A. RTE.	SECTION	COUNTY	TOTAL SHEETS	SHEET NO.
pw:\IL\084EBIDINTEG.illinois.gov\PIWDD\Documents\IDOT Offices\District 1\Projects\Dist 1\ADDATA\CAHOUSEH\10-07-95	REVISED - A. HOUSEH 10-07-95	REVISED - A. SCHUETZE 07-01-13	REVISED - A. SCHUETZE 07-01-13					TC-14		CONTRACT NO.		
Default	PLOT DATE = 9/15/2016	REVISED - T. RAMMACHER 01-06-00	REVISED -					SCALE: NONE	SHEET 1	OF 1 SHEETS	STA. TO STA.	ILLINOIS FED. AID PROJECT



QUANTITY
 4 (100) LINE = 45.5 ft. (13.9 m)
 15.2 sq. ft. (1.41 sq. m)

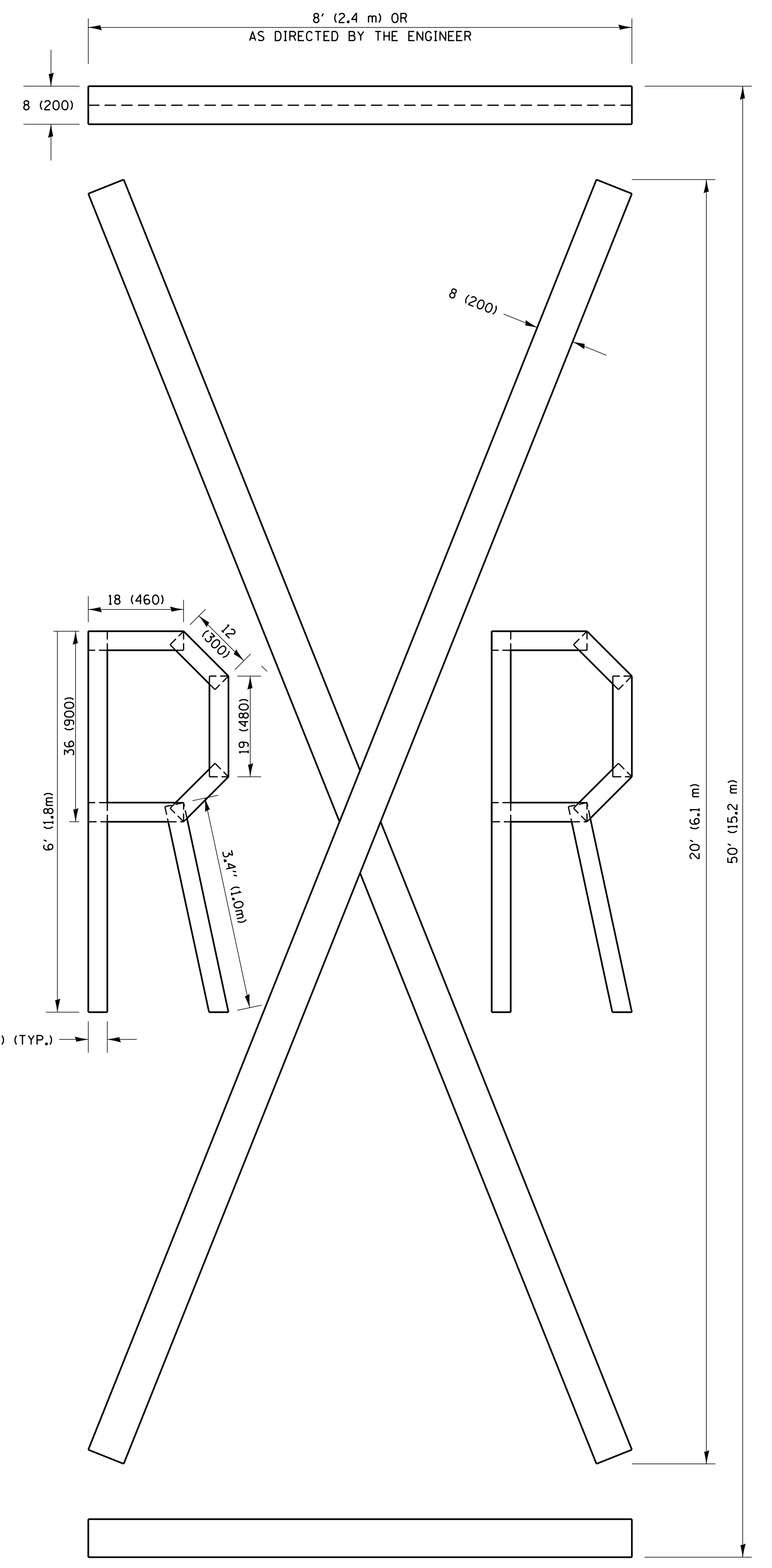


QUANTITY
 4 (100) LINE = 64.1 ft. (19.5 m)
 21.4 sq. ft. (1.99 sq. m)



QUANTITY
 4 (100) LINE = 82.5 ft. (25.1 m)
 27.5 sq. ft. (2.53 sq. m)

NOTE:
 ALL QUANTITIES OF PLACEMENT ARE REPRESENTED IN LINEAR FEET OF 4" LINES TO MATCH THE 4" TEMPORARY TAPE PAY ITEM AND REPRESENTS THE TOTAL QUANTITY OF 4" TAPE REQUIRED.



QUANTITY
 4 (100) LINE = 225.9 ft. (68.9 m)
 75.3 sq. ft. (6.99 sq. m)

All dimensions are in inches (millimeters) unless otherwise shown.

FILE NAME =	USER NAME = footm	DESIGNED -	REVISED - T. RAMMACHER 03-02-98
pw:\ll084EBIDINTEG.illinois.gov\PIWDD\Documents\IDOT Offices\District 1\Projects\Dist 1\CADD\CADData\CADsheets\tc16.dgn		DRAWN -	REVISED - E. GOMEZ 08-28-00
PLOT SCALE = 50.0000' / in.		CHECKED -	REVISED - E. GOMEZ 08-28-00
PLOT DATE = 9/15/2016		DATE -	REVISED - A. SCHUETZE 09-15-16

**STATE OF ILLINOIS
 DEPARTMENT OF TRANSPORTATION**

SHORT TERM PAVEMENT MARKING LETTERS AND SYMBOLS			
SCALE: NONE	SHEET NO. 1 OF 1 SHEETS	STA.	TO STA.

F.A. RTE.	SECTION	COUNTY	TOTAL SHEETS	SHEET NO.
	TC-16			
FED. ROAD DIST. NO. 1 ILLINOIS		CONTRACT NO.		
FED. AID PROJECT				